

ACCUMULATOR BOTTLE OPERATING PRESSURE RANGE



What is the operating pressure of accumulators? The accumulators shall be able to support all the BOP functions and still have a pressure of 200 psi above the precharge pressure. The operating pressure of accumulators is generally 3000 psi.



How many PSI is a accumulator? Accumulator 3,000 psi system Volume each bottle is 10 gallon. Pre charge pressure is 1,000 psi. Minimum operating pressure is 1,200 psi (200 psi over pre charge pressure) Usable fluid per gallon is 5 gallon. Safety factor require is 50 %. This safety factor may be different depending on each company's requirement.



What psi should a gas accumulator be precharged? Gas Precharge usually 100 psi below minimum pressure for Piston Accumulators*. Gas precharge is 90% of minimum pressure for Bladder Accumulators. *90% where minimum system pressure is less than 1000 psi. Existing accumulator output used in an auxiliary power source application.



Can accumulator bottle pressure exceed rated working pressure? When it comes to operating an accumulator bottle, the pressure should never exceed its rated working pressure. During the initial closing unit installation, each accumulator bottle's pre-charge pressure should be measured; this should occur on each well before then being adjusted, wherever required.



How to calculate usable volume per bottle by applying Boyle's gas law? This post you will learn how to calculate usable volume per bottle by applying Boyle's gas law: Use following information as guideline for calculation: Volume per bottle = 10 gal Pre-charge pressure = 1000 psi Operating pressure = 3000 psi Minimum system pressure = 1200 psi Pressure gradient of hydraulic fluid = 0.445 psi/ft For surface application

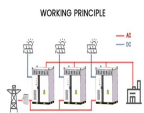
ACCUMULATOR BOTTLE OPERATING PRESSURE RANGE



How many PSI is a bottle of hydraulic fluid? Volume per bottle = 10 gal
 Pre-charge pressure = 1000 psi Operating pressure = 3000 psi Minimum system pressure = 1200 psi Pressure gradient of hydraulic fluid = 0.445 psi/ft For surface application Step 1 Determine hydraulic fluid required to increase pressure from pre-charge pressure to minimum: Boyle's Law for ideal gas: $P_1 V_1 = P_2 V_2$



The operating instructions must be observed! z Operating instructions for bladder accumulators SB No. 3.201.BA z Operating instructions for piston accumulators SK No. 3.301.BA z Operating instructions for gas pressure vessels GDB No. 3.553.BA Further information such as accumulator sizing, safety information and extracts from



cycles, providing dependable, full pressure storage of hydraulic energy. It ensures safe, reliable absorption of pressure peaks. The piston seal design helps to prevent sudden failure of the accumulator. The V-O-ring seals are available in a wide variety of compounds to cover a broad range of fluids and operating temperature ranges (see Options



A hydraulic accumulator is a pressure storage reservoir in which an incompressible hydraulic fluid is held under pressure that is applied by an external source of mechanical energy. The external source can be an engine, a spring, a raised weight, or a compressed gas. [note 1] An accumulator enables a hydraulic system to cope with extremes of demand using a less powerful pump, to ???



can be found in the operating instructions. The operating instruction must be observed! No. 3.501.BA Charging and Testing Unit FPU for Bladder, Piston and Diaphragm Accumulators Release valve Spindle Check valve Pressure gauge Fluid port Nitrogen bottle Hydraulic accumulator G1 Charging hose Adapter A Adapter G Pressure reducer Charging and

ACCUMULATOR BOTTLE OPERATING PRESSURE RANGE

114KWh ESS




The design and physical construction of bladder and diaphragm accumulators limits their maximum operating pressure ratios. Exceeding those limits can damage the bladder or diaphragm. A piston accumulator accommodates higher pressure ratios because it does not have an elastomer membrane subject to damage. Accumulator Safety



TOBUL ACCUMULATOR INCORPORATED 1 of 5 Accumulator Operations Maintenance Instructions Warning: Always consider any accumulator to contain pressure until proven otherwise. Any accumulator stored with internal pressure shall be tagged to indicate the presence of gas pressure. ACCUMULATOR OPERATING & MAINTENANCE INSTRUCTIONS



Operating Pressure for Accumulator Bottles. 3 1/2 " pipe, 3500 psi well pressure, 16 lb./gal. Drilling fluid, 500 ft. water depth. Closing Pressure = Surface Closing Pressure + Adjustment Pressure (P) From the Surface Closing Pressure graph: Surface Closing Pressure = 900 psi.



Hydraulic Accumulator Division Rockford, Illinois USA Bladder Bladder Accumulators Bottom Repairable Top Repairable Medium Flow High Flow Transfer Barrier Gas Bottle Features: Operating Pressures to 6600 PSI Ten Different Capacities from 10 cu in to 15 gallons Nine Different Configurations Highest Quality



Get your primary operating system on par with industry standards by using gas bottles from SCI Sharp Controls, Inc. Partner with us today! A standard hydro-pneumatic accumulator can provide approximately 25 to 30% of its fluid capacity in usable volume (e.g., approx. 38 gallons of capacity in a piston-type to obtain 10 gallons of fluid

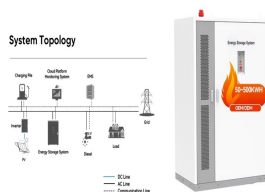
ACCUMULATOR BOTTLE OPERATING PRESSURE RANGE



atmospheric pressure (i.e.: 1.5 bar of absolute pressure). The PED Conformity Assessment Modules apply to all accumulators using fluids in Group 2 (i.e.: non-hazardous), with a volume greater than 1 liter and a product of service pressure (PS) and volume (V) which is greater than 50 bar.liter, or for any pressure vessel where PS exceeds 1000 bar.



accumulators and gas bottles. Units with 3" thru 6" bores, are offered with a cored gas valve cartridge (ISO-4570-8V1) as standard. All 7" thru 12" bore units are supplied with a heavy-duty, high-pressure, poppet-type gas valve cartridge (L07689000K) as standard. Available Options If your application requires a piston accumulator, gas bottle,



The key to sizing an accumulator with a gas bottle is to make sure that the accumulator will accommodate 110% of the amount of fluid required by the system. The gas bottle is sized by the following formulas: For piston accumulators: (Gas bottle size, gal) = (accumulator size, gal) ??? (required output from accumulator size x 1.1, gal)



Gas Bottles, Accumulator Systems Market Focus: Oil and Gas, Industrial Parker Sp?nga (Sweden) Cooler Technical Position at the minimum operating pressure : there must be a certain amount of fluid between the diaphragm and Accumulator Range + Accessories Accumulator Price Book 2016 Catalogue HY10-4004-PL/UK rev. 6



If the gas pressure in the nitrogen bottle is higher than the max. operating pressure of the accumulator, a gas pressure reducer must be fitted. Connect the flexible charging hose to the pressure reducer on the nitrogen bottle by means of the connector G1. For nitrogen bottles from

ACCUMULATOR BOTTLE OPERATING PRESSURE RANGE



Always observe the maximum working pressure, operating temperature range, pressure ratio, recommended flow rate, and mounting position. nitrogen bottle and allow the gas to slowly enter the accumulator. The first 20 to 25 PSI should - Using hydraulic system pressure fill accumulator with fluid. - Close shut-off valve (fig. 1,




To complete the accumulator range, HYDAC provides a variety of useful used to back up bladder and piston accumulators. Nitrogen bottles used as back-ups increase the gas volume in the accumulator. This means that smaller accumulators can be used for the same gas volume and costs can be reduced. Permitted operating pressure [bar] Size



Facebook1Tweet0Pin0LinkedIn0 This topic describes how an accumulator (Koomey Unit) works. First of all, I will start with accumulator bottles. The accumulator bottles are used to store hydraulic pressure for closing/opening all blow out preventers. Each bottle, which has a rubber bladder inside, has a storage volume of 10 gallons. The ???

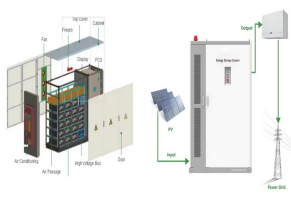


Usable fluid volume is defined as the volume of fluid recoverable form an accumulator between the accumulator operating pressure and 1380 kPa (200 psi) above the precharge pressure". Available 16 (41.6 dm³[11 gal.] subsea accumulator bottles (37.9 dm³[10gal.] nominal capacity assuming 3.8 dm³ [1 gal.] displaced by bladder), ie. a total



To complete the accumulator range, HYDAC provides a variety of useful used to back up bladder and piston accumulators. Nitrogen bottles used as back-ups increase the gas volume in the accumulator. This means that smaller accumulators can be used for the same Permitted operating pressure [bar] Size for connection side (see Table 3.3.2)

ACCUMULATOR BOTTLE OPERATING PRESSURE RANGE



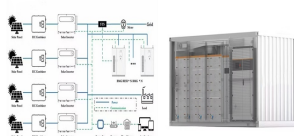
Open the bottom valve on each accumulator bottle and drain the hydraulic fluid into the closing unit fluid reservoir. Measure the nitrogen precharge pressure on each accumulator bottle, using an accurate pressure gauge attached to the precharge measuring port, and adjust if necessary. This pressure should be the designed operating pressure




The volume of the accumulator system as calculated by using Boyle's law
 P_1 Maximum pressure of the accumulator when completely charged
 P_2 Minimum pressure left. P_2 = minimum operating pressure of 1200 psi.
 For most accumulator bottles, the recommended pressure is between 500???3000 PSI (3.4???20.7 MPa).



To complete the accumulator range, HYDAC provides a variety of useful
 Permitted operating pressure [bar] Size for drain side (see Table 3.3.2)
 Size for connection side (see Table 3.3.2) receiving and storing nitrogen. 0
 = for type 1-4 Version No details = standard C = compact 1) dependent on
 type and pressure range 3. NITROGEN BOTTLES 3.



SFP Hydraulics" bladder accumulators are pivotal components in hydraulic systems, storing energy under pressure and smoothly releasing it to ensure system efficiency. These accumulators come in several material choices and sizes, with operating temperatures tailored to a wide range of industrial applications.



accumulators and gas bottles. Units with 3" thru 6" bores, are offered with a cored gas valve cartridge (ISO-4570-8V1) as standard. All 7" thru 12" bore units are supplied with a heavy-duty, high-pressure, poppet-type gas valve cartridge (L07689000K) as standard. Available Options If your application requires a piston accumulator, gas bottle,

ACCUMULATOR BOTTLE OPERATING PRESSURE RANGE

APPLICATION SCENARIOS



accumulator can: ??? reduce shock effects in a system resulting from inertia or external mechanical forces ??? maintain system pressure by compensating for pressure loss due to leakage ??? provide ???



It means that N2 will be compressed from 10 gal to 4.55 gal in order to reach operating pressure. Therefore, 5.45 gal (10.0 ??? 4.55 = 5.45 gal) of hydraulic fluid is used for compressing to operating pressure. Step 4 Determine usable fluid volume per bottle: Usable volume per bottle = Total hydraulic fluid/bottle ??? Dead hydraulic fluid/bottle



= Maximum operating pressure in PSIA P 3 = Minimum operating pressure in PSIA P 1 = Pre-charge pressure required in PSIA V W = Volume of fluid collected or discharged by accumulator, In3 V 1 = Required Accumulator volume, In3 f = Nitrogen gas constant-charging of Accumulators (see charts on pages 134-135)