

ANTIGUA AND BARBUDA ESS GROSS MARKET



How is economic activity measured in Antigua & Barbuda? Economic activity in Antigua & Barbuda is measured by the Gross Domestic Product (GDP), which represents the total value of the goods and services produced in Antigua and Barbuda, plus taxes on imports and all non-deductible VAT or similar taxes, less subsidies.



How did economic conditions in Antigua and Barbuda improve in 2022? conditions in Antigua and Barbuda improved in 2022. Real GDP increased by 8.5%, buoyed by art 1). Chart 1: Real Gross Domestic Product Growth Sources: Government of Antigua and Barbuda (GOAB), Eastern Caribbean Central Bank



How much will Antigua and Barbuda's GDP increase between 2023 & 2028? The gross domestic product in current prices in Antigua and Barbuda was forecast to continuously increase between 2023 and 2028 by in total 0.6 billion U.S. dollars (+32.26 percent). The GDP is estimated to amount to 2.46 billion U.S. dollars in 2028.



How has economic growth impacted Antigua & Barbuda? Antigua and Barbuda's economy has seen strong growth, with total earnings and tourist arrivals increasing by 26.5% in 2007 compared to 2006. However, growth has since declined due to the economic crisis. In the medium term, Antigua and Barbuda's economic growth will continue to depend on income growth in their key tourist markets, the US and UK.



What happened to tax receipts in Antigua & Barbuda in 2018? Data was published for 2018. The rate then was 9.9%, from 4.4% of GDP in 2011 to 3.6%. Tax receipts rose by 12.8% year-on-year to 752.1 million (mn), due to strong growth in the Antigua and Barbuda Sales Tax, Revenue Recovery Charge, and increased rents paid on Government property. Meanwhile, receipts from the

ANTIGUA AND BARBUDA ESS GROSS MARKET



How did Barbuda perform in 2022? nd Barbuda???s real gross domestic productOverviewAntigua and Barbuda???s real gross domestic product (GDP) expanded in 2022,completing the second year of recovery since the pandemic. The favorable output performance contributed to improvements in public finance,labour market conditions,and to financial sector st



The data reached an all-time high of 15.175 % in 1979 and a record low of -0.483 % in 2003. Antigua and Barbuda AG: Inflation:(GDP) Gross Domestic ProductDeflator data remains active status in CEIC and is reported by World Bank. The data is categorized under Global Database's Antigua and Barbuda ??? Table AG.World Bank.WDI: Inflation.



Antigua and Barbuda's tourism-dependent economy in 2020. The largest changes in the labour market during the first six months of 2020, were observed in the hospitality industry (-47.9%) and among self- the increase in the ratio of gross non-performing loans to total loans was contained to 6.3%, from 5.3% in 2019. However, the relief



The nation's economic activity is measured by the Gross Domestic Product (GDP) which represents the total value of the goods and services produced in Antigua and Barbuda, plus taxes on imports and all non-deductible VAT or similar taxes less subsidies. The rebased 2018 long run time series 1977 to 2022 in the Antigua and Barbuda Business



Antigua and Barbuda LFS Report (PDF - 2 MB) 2018 Labour Force Survey Bulletin (PDF - 495 KB) 2015 Antigua and Barbuda LFS Report (PDF - 2 MB) 2015 LFS Preliminary Release (PDF - 479 KB) Antigua and Barbuda CPA - Main Report Vol I (PDF - 5 MB) Antigua and Barbuda CPA Report Vol II (PDF - 659 KB) Antigua and Barbuda CPA Report Vol III (PDF

ANTIGUA AND BARBUDA ESS GROSS MARKET




The Antigua and Barbuda economy is dominated by the service sector, led by tourism, and a relatively small agriculture sector, comprising less than 4% of Gross Domestic Product (GDP). The value of such contributions averaged US\$121.5 million over the 2001-2004 period, led by fisheries, which contributed 50% of the total.



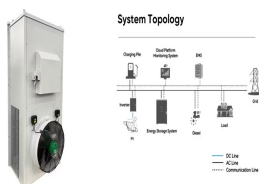
Real Gross Domestic Product for Antigua and Barbuda from International Monetary Fund (IMF) for the International Financial Statistics (IFS) release. This page provides forecast and historical data, charts, statistics, news and updates for Antigua and Barbuda Real Gross Domestic Product.



Antigua and Barbuda gdp for 2023 was \$2.03B, a 8.85% increase from 2022. Antigua and Barbuda gdp for 2022 was \$1.87B, a 16.63% increase from 2021. Antigua and Barbuda gdp for 2021 was \$1.60B, a 13.51% increase from 2020. Antigua and Barbuda gdp for 2020 was \$1.41B, a 18.23% decline from 2019.



Antigua and Barbuda 2018 Labour Force Survey Report Statistics Division Government of Antigua and Barbuda October 2020 Compiled and published by: Statistics Division First Floor, ACT Building Cnr. Market and Church Streets St. John's St. John, Antigua

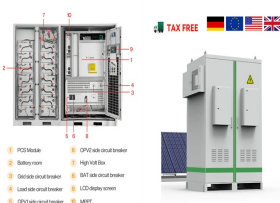


The technical storage or access is strictly necessary for the legitimate purpose of enabling the use of a specific service explicitly requested by the subscriber or user, or for the sole purpose of carrying out the transmission of a communication over an electronic communications network.

ANTIGUA AND BARBUDA ESS GROSS MARKET



Markets have traditionally been central to life on the small islands of the Caribbean, so it shouldn't be a surprise that one visit to Antigua's new Public Market Complex could transport you back to a simpler time before ???



Government of Antigua and Barbuda to Improve International Tax Compliance and to Implement FATCA. portion of its business if the entity's gross income attributable to the holding of trading in money market instruments (cheques, bills, certificates of deposit, derivatives, etc.); foreign exchange; exchange, interest rate



Gross Domestic Product of Antigua and Barbuda fell -18.9% in 2020 compared to last year. This rate is 220 -tenths of one percent less than the previous year, when changed 3.1%. The GDP figure in 2020 was ???1,236 \$1,411 million, Antigua and Barbuda is number 180 in the ranking of GDP of the 196 countries that we publish. The absolute value of GDP in Antigua and Barbuda ???



Gross Domestic Product of Antigua and Barbuda grew 9.5% in 2022 compared to last year. This rate is 13 -tenths of one percent higher than the figure of 8.2% published in 2021. The GDP figure in 2022 was ???1,773 \$1,868 million, Antigua and Barbuda is number 177 in the ranking of GDP of the 196 countries that we publish. The absolute value of GDP in Antigua and Barbuda rose ???



In 2023, the share of value added by the agriculture, forestry and fishing sector to the gross domestic product in Antigua & Barbuda decreased by 0.04 percentage points (-2.05 percent) compared to

ANTIGUA AND BARBUDA ESS GROSS MARKET




The Minister and staff of the Ministry of Tourism have come in for high praise from Prime Minister the Hon. Gaston Browne during his 2022 Budget presentation, noting that the sector was the catalyst for growth in 2021. The figures for 2021 show total stay-over visitor arrivals were 169,469 compared to 125,089 at end December 2020 [???



Nominal Gross Domestic Product for Antigua and Barbuda from International Monetary Fund (IMF) for the International Financial Statistics (IFS) release. This page provides forecast and historical data, charts, statistics, news and updates for Antigua and Barbuda Nominal Gross Domestic Product.



The technical storage or access is strictly necessary for the legitimate purpose of enabling the use of a specific service explicitly requested by the subscriber or user, or for the sole purpose of carrying out the transmission of a communication over an electronic communications network.



The Antigua and Barbuda economy is dominated by the service sector, led by tourism, and a relatively small agriculture sector, comprising less than 4% of Gross Domestic Product (GDP). The value of such contributions averaged ???



Markets have traditionally been central to life on the small islands of the Caribbean, so it shouldn't be a surprise that one visit to Antigua" a new Public Market Complex could transport you back to a simpler time before impersonal supermarkets, processed foods, and GMO produce concerns. Mingle among stalls offering fresh fruits, vegetables, curative roots, ???

ANTIGUA AND BARBUDA ESS GROSS MARKET



Gross Domestic Product of Antigua and Barbuda grew 3.1% in 2019 compared to last year. This rate is 39 -tenths of one percent less than the figure of 7% published in 2018. The GDP figure in 2019 was ???1,541 \$1,725 million, Antigua and Barbuda is number 178 in the ranking of GDP of the 196 countries that we publish. The absolute value of GDP in Antigua and Barbuda rose ???134 ???



Gross Domestic Product of Antigua and Barbuda grew 3.9% in 2023 compared to last year. This rate is 56 -tenths of one percent less than the figure of 9.5% published in 2022. The GDP figure in 2023 was ???1,880 \$2,033 million, Antigua and Barbuda is number 176 in the ranking of GDP of the 196 countries that we publish. The absolute value of GDP in Antigua and Barbuda rose ???107 ???



The national gross income per capita in Antigua and Barbuda increased by 1,280 U.S. dollars (+6.84 percent) in 2023. Therefore, the national gross income in Antigua and Barbuda reached a peak in



View Antigua and Barbuda's AG: GDP: Gross Value Added at Basic Prices: Agriculture, Forestry, and Fishing from 1977 to 2023 in the chart: max 1y 5y 10y. Apply max 1y 5y 10y. Apply. Antigua and Barbuda AG: GDP: Gross Value Added at Factor Cost: Financial Intermediary Services Indirectly Measured View Antigua and Barbuda's AG: GDP: Market



Antigua is Spanish for "ancient" and barbuda is Spanish for "bearded". [13] The island of Antigua was originally called Wadadli by the Arawaks and is locally known by that name today; the Caribs possibly called Barbuda Wa"omoni. Christopher Columbus, while sailing by in 1493, may have named it Santa Maria la Antigua, after an icon in the Spanish Seville Cathedral.