

AXIAL BLADE GENERATOR



What is axial flow turbine? This analysis is based on CFD simulations. In axial flow turbine, water passes through the series of blade rows and changes its direction from radial to axial. Runner is the most important component of the turbine and its blade profile is designed at different sections from hub to casing to get the best performance and efficiency.



What is axial profiler & blade design? The Axial Profiler and Blade Design of the AxSTREAM(R) platform allows users to design 3D blades for axial turbines, axial compressors and axial fans through different profiling modes.



Can axial blades be used in other axial machines? On the other hand any blade can be used in the other AxSTREAM (R) modules like AxSTRESS or AxCFD for 3D analyses or exported to external software as CAD models. Blades of axial machines can be pretty complex and can range in height from a few millimeters to more than one meter (~3 feet).



Do runner blades increase performance in axial flow turbines? A small increase in performance in these power stations represents a considerable economic value. This work will analyze the flow field in the runner blades. This analysis is based on CFD simulations. In axial flow turbine, water passes through the series of blade rows and changes its direction from radial to axial.



Can axial blades be exported? Once designed or edited blade geometry (axial only) can be stored to the ATLAS profile database and/or exported as X,Y coordinates. On the other hand any blade can be used in the other AxSTREAM (R) modules like AxSTRESS or AxCFD for 3D analyses or exported to external software as CAD models.

AXIAL BLADE GENERATOR



Can axial fan blades be used in wind turbines? Due to the efficiency increase in wind turbine blades equipped with VGs, a feasibility study based on utilizing axial fan blades with VGs was done in this paper.



10 kW, 15 phase Axial Flux Pancake Generator for 2-Blade Wind Turbine. Download PDF Version of this Document. Abstract. A 10 kW permanent magnet electric generator has been built and tested for use with a high TSR, 5 m blade diameter wind turbine. The system was configured for 15 phase, 15 coils and 16 poles. a?c 1.8 Metre Diameter Carbon



For the purpose of calculations, the Tip-Speed-Ratio (TSR) λ is set to five for the three-blade rotor to maintain optimum performance of variable speed rotor [1]. The rated wind speed v is set to 11 m/s, while the turbine rotor diameter D_R is set to 2 m and the turbine rotor area A_R is determined in m^2 . The air density ρ is set to 1.23 kg/m³ and a ?



Design and simulation of PM axial flux generator for wind turbine using EMS. Permanent magnet (PM) machines have increasingly supplanted other types of electrical machines across various applications and industries. This shift is fueled by several advantages, including high energy density, robustness of PM materials, excellent corrosion



At GreenSpur, we specialise in developing axial flux generator technology that revolutionises power generation. Unlike traditional radial flux designs, axial flux generators are more compact, lightweight, and offer superior efficiency. Our axial flux generators are designed to meet the most demanding needs of modern industries, whether you're

AXIAL BLADE GENERATOR



Parametrization of the geometry of a turbine blade given the 11 parameters as explained in: L.J. Pritchard: An eleven parameter axial turbine airfoil geometry model. After selecting the 11 geometric parameters and the number of points to be used for the discretization of the curves, the user is asked if data should be saved.



In axial flow turbine, water passes through the series of blade rows and changes its direction from radial to axial. Runner is the most important component of the turbine and its blade profile is a?



4.1. Test Results for Axial Flux Generator a?>> At rated wind speed i.e., at a wind speed of 12 m/s, how the voltage, current, torques, rotor speed and output power of Axial flux generator possess the characteristics is presented here. These are shown in Figure 4.



Parametrization of the geometry of a turbine blade given the 11 parameters as explained in: L.J. Pritchard: An eleven parameter axial turbine airfoil geometry model. After selecting the 11 geometric parameters and the number of points a?|



In this paper, the effect of blade number on performance of drag type vertical axis wind turbine (VAWT) is studied by Ansys numerical simulation, it involves 3-blade, 5-blade and 6-blade VAWTs.



Delay in the onset of static stall via passive vortex generators (VGs) results in more efficient equipment. Nevertheless, most studies of VGs are conducted on wind turbine blades rather than other turbomachinery devices like axial fan blades. This study is feasibility research to see

AXIAL BLADE GENERATOR

whether the aerodynamic performance of axial fan blades improves in the
a?

AXIAL BLADE GENERATOR




Changzhou Keyleader Fan Technology Company Ltd. Is a professional manufacturer of many kinds of axial fan blades, cooling fan blades, such as engine axial fan blades, generator axial fan blades, air compressor cooling fan blades, fog cannon machine axial fan blades, cooling tower axial fan blades, diesel engine cooling fan blades, generator set cooling fan blades, internal a?



Recipe Book - The Axial Flux Windmill Plans by Hugh Piggott [1]. It provides detailed, step-by-step instructions for up as the 3.0m blade diameter wind turbine generator described in the Recipe Book, the magnetic flux density across the air-gap was measured, with FEMM giving 0.51T and the design tool giving 0.48T.



The entire blade hub / generator assembly could then be retained by a single M10 central bolt - I've just used a length of studding for the moment, turned down to 8 mm diameter at the rear end so I can fit into the a?



Send e-mail to electway@yahoo for more details Visit our on-line store . It is widely used in hydro power stations with the head of 2--3 0 meters. T here are two types of a xial flow turbine: fixed blade propeller turbine and K aplan turbine.. The blades of the fixed blade propeller turbine are fixed, but the structure is simple.



Axial flow hydro turbine consists of guide vane mounted in the stationary casing and blades connected on the hub. Axial flow hydro turbine consists of four runner blades, the number of guide vane is 6 and the guide vane angle is 73E?. Experimental results of turbine shaft power and generator output power are also estimated in this research

AXIAL BLADE GENERATOR



This paper proposes a method for the geometric design of axial compressor blades. First, a novel approach for creating 2D blade sections is proposed, where each 2D blade section is obtained by imposing the defined thickness distribution along the camber line. A smooth curvature-defined meanline section option for a general turbomachinery



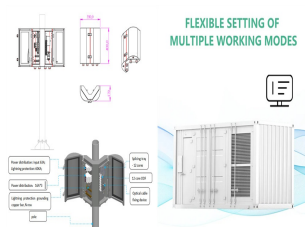
Failures due to axial force bending moments usually occur due to buckling in the inboard section of the blade. The generator is the center piece of a small wind turbine. generator is an axial



Axial flux generator & blade design spreadsheets (.xlsx) 1 kW wind turbine step by step build guide w/ tool & material list (.pdf) 3 kW wind turbine step by step build guide w/ tool & material list (.pdf) 3D Google Sketchup model of 1 kW wind turbine (.skp)

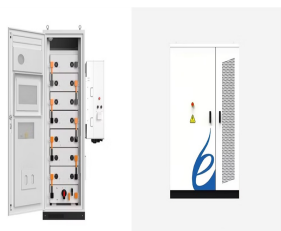


Designing blades for efficient energy transfer by turning the flow and angular momentum change is both an art and iterative multidisciplinary engineering process. A robust parametric design tool with few inputs to create 3D blades for turbomachinery and rotating or non-rotating energy converters is described in this paper. The parameters include axiala??radial a?|



The blade skew is a combination of a blade sweep λ and a blade dihedral δ . For low-pressure axial fans, forward-skewed fan blades are already acoustically optimized compared to backward-skewed and unskewed fan blades. This optimized blade skew has also been confirmed on the flat-plate fans used [6, 16].

AXIAL BLADE GENERATOR



W No Noise Vertical Axis Wind Turbine Generator. 220V 12V 24V 48V
Magnetic Levitation Turbine with MPPT Controller for Home Street
Lighting. Blades: The turbine is equipped with specially designed blades
a?|



Compute the geometry of the blade given the 11 required geometric
parameters. In order to solve for the discontinuity at the throat point
(second key point of the airfoil) an iterative process over a?|



Geometry generator is used to create the blade rows with spanwise
variable angular momentum definition obtained from the report and
through T-Axi axisymmetric solution with non-straight leading and trailing
a?|



Parametrization of the geometry of a turbine blade given the 11
parameters as explained in: L.J. Pritchard: An eleven parameter axial
turbine airfoil geometry model - DavidPoves/11-Parameters-Turbi



An axial fan is a type of fan that causes gas to flow through it in an axial
direction, parallel to the shaft about which the blades rotate. The flow is
axial at entry and exit. The fan is designed to produce a pressure
difference, and hence force, to a?|



Axial Fan Supplier, Axial Fan, Impeller Manufacturers/ Suppliers -
UTEK-DELE Technology Changzhou Co., Ltd. Menu Sign In. Join Free
Well Balanced and Detachable P5z Aluminum Axial Fan/Blade/Impeller for
Generator. US\$500.00-1,000.00 / Piece. 1 Piece (MOQ) 900mm 10

AXIAL BLADE GENERATOR

Blades U10W Fan for Cummins Kta50-G3 Generator Set.
US\$500.00-850.00 / Piece