



BASELINE POWER SYSTEMS ST VINCENT AND GRENADINES




What is the national energy policy of St Vincent and the Grenadines?
Established in 2009, the National Energy Policy (NEP) of St. Vincent and the Grenadines provides a plan for the energy sector in the country that addresses sustainability issues. This document was followed in 2010 by the National Energy Action Plan (NEAP), which consolidated policies into actionable steps.




Is there electricity in St Vincent & Grenadines? There is a hybrid system used on the island to produce electricity. VINLEC uses diesel engines to generate electricity and there is also a solar photovoltaic (PV) and Battery Storage system which was installed in 2019. We own and operate power plants of the island in St Vincent & Grenadines.



What is the energy tariff in St Vincent & the Grenadines?
Residential, commercial, and industrial customer tariffs are on an inverted block rate starting at \$0.26/kWh.¹¹ Established in 2009, the National Energy Policy (NEP) of St. Vincent and the Grenadines provides a plan for the energy sector in the country that addresses sustainability issues.



Does St Vincent have hydroelectric generating stations? The system on mainland St. Vincent system has both diesel and hydroelectric generating stations. There are two diesel generating stations located at Cane Hall and Lowmans Bay, while the hydroelectric generating plants are located at South Rivers, Richmond and Cumberland. Cane Hall Work on the Cane Hall Power Station commenced in the early 1970s.




Is Saint Vincent and the Grenadines dependent on fossil fuels? ST. VINCENT AND THE GRENADINES ON A PATH OF RENEWABLE ENERGY DEVELOPMENT Caribbean small island states such as Saint Vincent and the Grenadines (SVG) is almost entirely dependent on fossil fuel for electricity production. This dependency has created major concerns for the sustainability of our economies and environment.

BASELINE POWER SYSTEMS ST VINCENT AND GRENADINES



Who owns power plants in St Vincent? Power Stations VINLECowns and operates Power Plants on the islands of St. Vincent, Bequia, Union Island, Canouan and Mayreau. The system on mainland St. Vincent has both diesel and hydroelectric generating stations.



System Losses (%) 7.16% Energy Use (kWh) Per Capita 1593.79 Energy Intensity (BTU/\$) Not Available Power Producer Others St. Vincent Geothermal Company [24] POLICY, LEGAL AND REGULATORY St. Vincent & the Grenadines Community College - Division of Arts, Sciences and General Studies



July 9th, 13:05 UTC: WFP delivers emergency food to St Vincent and the Grenadines to feed 4500 people for 10 days. WFP offloaded 1,500 ready to eat kits to feed 4,500 people for 10 days and an interagency shipment of supplies arrived in St. Vincent and the Grenadines.



ii USAID ASSIST St. Vincent and the Grenadines Summary Report Figure 7. Percentage of newborns with skin-to-skin contact in the first hour of birth, 6 hospitals, St. Vincent and the Grenadines .. 20 Figure 8.



The development objectives of Strengthening Health System Resilience Project for St. Vincent and the Grenadines are to (i) increase the Recipient's scope and quality of . Skip to Main Navigation Trending Data Non-communicable diseases cause 70% of global deaths

BASELINE POWER SYSTEMS ST VINCENT AND GRENADINES



improvements within the education system in St. Vincent and the Grenadines, but all of outcomes of this significant paradigm shift have not been fully contemplated. Consequently,



PHOTOVOLTAIC SYSTEMS IN ST.VINCENT VINLEC owned 187KW
Government Owned 13.3KW Privately owned 70.8 KW TOTAL 271 KW
POWER GENERATED BY PHOTOVOLTAIC SYSTEMS IN
BEQUIA(largest Grenadines Island) Government Owned 75.9KW
Privately owned 85.0KW TOTAL 160.0 KW Table 1: Photovoltaic Systems
in St. Vincent- 2014 (source ???)



PIP: The background, history, sociodemographic characteristics, and health services in St. Vincent and the Grenadines are described. In the discussion of the status of maternal and child health (MCH) and the role of nurse-midwife, information is provided on how midwives view their role, the benefits and rewards, drawbacks, and problems of recruitment and retention. 6 ???



St. Vincent and the Grenadines voluntarily adopts international label standards. A local standard has not been established [7] National Determined Contributions (NDC) 60% by 2025. 3[10] 1. The energy data presented represents the islands of St. ???



St. Vincent and the Grenadines: Public Publicly Guaranteed External Debt, 2019 (Percent of total) Citation: IMF Staff Country Reports 2020, 179; 10.5089/9781513545745.002.A002. Sources: St. Vincent and the Grenadines" authorities and IMF staff calculations. Download Figure

BASLINE POWER SYSTEMS ST VINCENT AND GRENADINES




We own and operate power plants of the island in St Vincent & Grenadines. If you want to know more about our power stations click here. VINLEC owns and operates Power Plants on the islands of St. Vincent, Bequia, Union Island, Canouan and Mayreau. The system on mainland St. Vincent system has both diesel and hydroelectric generating



St Vincent and the Grenadines would like to express its support for the Republic of China [s proposed geothermal power plant (planned to be completed in 2018). The facility, when complete, will generate approximately 50% of although these sectors are included in the baseline inventory and therefore the Zeconomy-wide savings. 6



Bimodal systems ??? The inverter draws DC power from the battery system instead of the array ??? The array simply acts as a charging source for the battery system. ??? In SVG this is utilized in a ???



Communities in St. Vincent and the Grenadines (VRC in SVG) project. Overland is located 13° 18'50"N 061° 07'45" W in the parish of Charlotte, the largest parish in St. Vincent and the Grenadines.



change {laws, policies, regulations} to assist Saint Vincent and the Grenadines to develop in a more sustainable manner. Enhanced coordination and facilitation of the PPCR in Saint Vincent and the Grenadines; and (iv) Key Results: The following are key results of the PPCR Phase 1 in Saint Vincent and the Grenadines:

BASLINE POWER SYSTEMS ST VINCENT AND GRENADINES



Energy Action Plan for St. Vincent and the Grenadines ??? First Edition 6 II. Current Situation 2.1 Fuel imports and energy costs Saint Vincent and the Grenadines (SVG) has a population of 100,272 (2006 estimate)¹ inhabitants, with approximately 92,000 of those living on the main island, St. Vincent.



[11] Inland Revenue Department, Government of St. Vincent and the Grenadines, "Transportation Sector Data," 2020. [12] Government of St. Vincent and the Grenadines, "St. Vincent and the Grenadines Intended Nationally Determined Contribution," 18 November 2015. [Online].



owned by VINLEC and the government in St. Vincent and the Grenadines.⁸ There are approximately 24 kW of residential and commercial distributed PV systems connected to the grid in St Vincent and an additional 14 kW of systems in Bequia. Caribbean Power conducted potential studies for geothermal resources from 1996 to 2000 and identified 100-890 MW



Saint Vincent and the Grenadines: Many of us want an overview of how much energy our country consumes, where it comes from, and if we're making progress on decarbonizing our energy mix. we want to transition our energy systems away from fossil fuels towards low-carbon sources. Nuclear power ??? alongside renewables ??? is a low-carbon



8 | Climate Change and Agriculture | St. Vincent & The Grenadines St. Vincent and the Grenadines (SVG) is a small multi-island state, highly vulnerable to adverse climate impacts (Gonsalves, 2017). Agriculture is a primary pillar in the economy, playing an impor-

BASELINE POWER SYSTEMS ST VINCENT AND GRENADINES



length from 0.04 to 1.70 M. The bay closing lines of Saint Vincent and the Grenadines generally conform to Article 10 of the LOS Convention. 7. 5. It appears that the location of some points results in small areas of land lying outside of the line segments that compose the archipelagic baseline system of Saint Vincent and the Grenadines. 6



St. Vincent and the Grenadines U.S. Department of Energy Energy Snapshot Installed Capacity 52 MW RE Installed Capacity Share 14% Peak Demand (2017) 21 MW Total Generation (2017) 136 GWh Transmission and Distribution Losses 7.6% Electricity Access 100% (Total population)



ST. VINCENT AND THE GRENADINES STAFF REPORT FOR THE 2014 ARTICLE IV CONSULTATION KEY ISSUES Economic outlook: St. Vincent and the Grenadines" economic recovery from the global economic crisis has been curbed by a series of significant natural disasters, while rehabilitation and reconstruction costs have pushed current account and fiscal ???