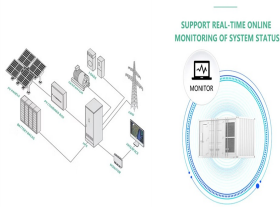
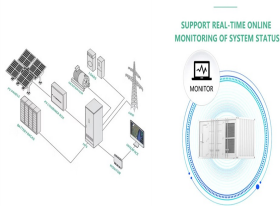


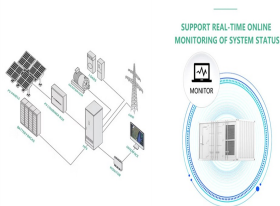
# BOOST STORAGE PRESSURE REFERS TO



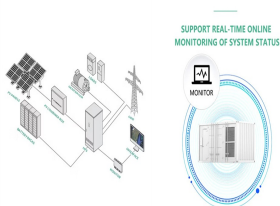
What does a 12 psi boost gauge mean? A boost gauge pressure reading of 12 means the pressure in the manifold is 12 psi above atmospheric pressure. Depending on the build of the engine, your gauge pressure limits will vary. Stock engines usually have lower ability to handle boost, while highly modified engines can handle much more.



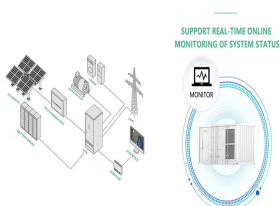
What does a boost gauge mean on a performance monitor? Boost gauges measure the manifold pressure relative to atmospheric pressure, and thus are measuring Gauge Pressure. So how do I figure out what my Performance Monitor screen really means? and why is it different? To figure out what your actual "Boost" or "Positive" pressure is, you simply have to subtract your atmospheric pressure.



What is boost pressure regulation? Boost pressure regulation is a critical aspect of engine management in turbocharged vehicles, ensuring optimal engine performance and efficiency. This comprehensive guide delves into the intricacies of boost pressure regulation, providing a wealth of technical details and quantifiable data to help you understand and master this crucial system.

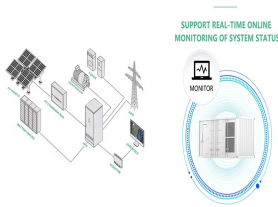


What is the difference between gauge pressure and boost pressure? Gauge Pressure (in units of psi, the g refers to a gauge) measures the pressure above atmospheric, so a gauge pressure reading at atmospheric conditions will read zero. Boost gauges measure the manifold pressure relative to atmospheric pressure, and thus are measuring Gauge Pressure.

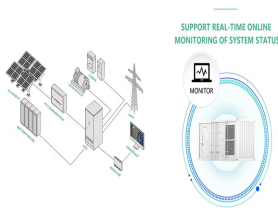


How does a turbocharger boost pressure work? This is achieved through the use of a wastegate, which diverts excess exhaust gas away from the turbocharger turbine, reducing its speed and, consequently, the boost pressure. Boost Pressure Values: Boost pressure is typically measured in PSI or bar, and the specific values can vary depending on the engine and turbocharger specifications.

# BOOST STORAGE PRESSURE REFERS TO



What is the control range of boost pressure? The control range of the boost pressure is the range of boost pressure that can be regulated by the wastegate. If the boost pressure exceeds the control range, it can cause engine damage or reduce the lifespan of the turbocharger.



Study with Quizlet and memorize flashcards containing terms like Which valve is used on a factory supercharger to limit boost?, Technician A says that a turbocharger uses the normally wasted heat energy of the exhaust to turn an impeller at high speed. Technician B says that there is only one type of supercharger, the roots-type. Which technician is correct?, How are most a?]



Two technicians are discussing the term turbo lag. Technician A says that it refers to the delay between when the exhaust leaves the cylinder and when it contacts the turbine blades of the turbocharger. Technician B says that it refers to the delay in boost pressure that occurs when the throttle is first opened. Which technician is correct?



When set to a lower level, a thermostat mechanism in the heater keeps the boost system off until the main heat store cools down. This way, the boost doesn't come on until late in the day (late boost). For a weekend, keep the boost setting high, this will keep the house hotter during the day. For a weekday, keep the boost setting low.



The term \_\_\_\_\_ refers to the billions of physical devices around the world that are now connected to the internet, all collecting and sharing data. boost innovation, and help banking services adapt to new technologies. GDPR is the world's strongest set of data protection rules, which enhance how people can access information about them and

# BOOST STORAGE PRESSURE REFERS TO




Gauge Pressure (in units of psig, the g refers to "gauge") measures the pressure above atmospheric, so a gauge pressure reading at atmospheric conditions will read zero. Boost gauges measure the manifold pressure relative to atmospheric pressure, and thus are measuring Gauge Pressure Boost Pressure will vary on Custom tunes depending on



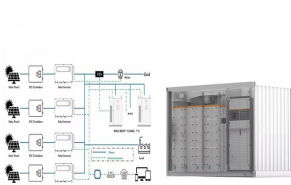
Study with Quizlet and memorize flashcards containing terms like Boost pressure is generally measured in \_\_\_\_\_. Select one: a. Inches of mercury (in. Hg) b. Inches of water (in. H<sub>2</sub>O) c. Inch pounds d. Pounds per square inch (PSI/KPA), How are most superchargers lubricated? Select one: a. No lubrication is needed because the incoming air cools the supercharger b. By a?]



Study with Quizlet and memorise flashcards containing terms like All of these are advantages of supercharging an engine, EXCEPT \_\_\_\_\_. Select one: a. Increases the air-fuel charge density b. Allows the engine to run on lower pressures c. Lowers the temperature of the cylinder head, pistons, and valves d. Pumped air pushes the remaining exhaust from the combustion, An a?]



Introduction to Turbo Boost Pressure Sensors Turbo boost pressure sensors are integral to the efficient operation of turbocharged engines, monitoring the engine's turbo boost pressure and ensuring optimal performance. Recognizing the importance of these sensors sets the stage for understanding their impact on your vehicle's functionality.



Study with Quizlet and memorize flashcards containing terms like (Refer to figure 7) What is the purpose of the fuel transfer ejectors?, Most large aircraft reciprocating engines are equipped with which of the following types of engine driven fuel pumps?, If an engine equipped with a float-type carburetor backfires or misses when the throttle is advanced, a likely cause is that the and more.

# BOOST STORAGE PRESSURE REFERS TO



Study with Quizlet and memorize flashcards containing terms like The term " volumetric efficiency " refers to the ability of an engine to a . create emissions b . create heat c . pull in air d . distribute air evenly, Boost pressure is generally measured in a . inch Hg c . inch Ha??O b . PSI d . inch pound, Which valve is used on a factory supercharger to limit boost ? a . Bypass valve c



Boost pressure refers to the measure of increased air pressure within the intake manifold of a forced induction engine. This pressure results from the forced introduction of air a?]



Recently, vanadium dioxide (VO<sub>2</sub>) has been recognized as one of the most prospective cathodes for aqueous zinc ion batteries (AZIBs) for its high reversible specific capacity; nevertheless, its Zn<sup>2+</sup> diffusion kinetics and cycling stability have not yet met expectations. Herein, Mo ions are introduced into VO<sub>2</sub> to optimize the intrinsic electronic a?]



Numerous studies have demonstrated that catalysts consisting of two transition metals can significantly enhance the hydrogen storage properties of MgH<sub>2</sub> compared to single transition metal-based catalysts [46, 47].Ni<sub>6</sub> MnO<sub>8</sub> @rGO was doped into MgH<sub>2</sub>, which could give rise to a release of 6.6 wt% of hydrogen at 300 °C within 10 min [48].Fu et al. introduced a?]

APPLICATION SCENARIOS



Request PDF | Making the case for time-of-use electric rates to boost the value of battery storage in commercial buildings with grid connected PV systems | We performed a techno-economic analysis

# BOOST STORAGE PRESSURE REFERS TO



Note; On compilers that support rvalue references, boost:: thread provides a proper move constructor and move-assignment operator, and therefore meets the C++0x MoveConstructible and MoveAssignable concepts. With such compilers, boost:: thread can therefore be used with containers that support those concepts. For other compilers, move support is provided with a a?|



Water storage tanks can also be used to store water as a supplement to a low yielding private water well, as an emergency supply, and for seasonal or occasional use. Water storage tanks can be placed above or below the ground meaning that a booster pump sometimes will be installed above the tank with a negative inlet pressure.



A boost control solenoid is an essential component in turbocharged engines that helps regulate the amount of boost pressure generated by the turbocharger. connect a wire from this terminal to the appropriate output pin on the ECU. Refer to the vehicle's wiring diagram or consult with the manufacturer for the correct pinout. Ensure that



A water booster pump increases water pressure and volume to your faucet or shower head. If you have ever tried to shower under a trickle of water and had to turn in circles just to get wet, then you are well aware of the nuisance of low water pressure. For homes that struggle with simple tasks due to low water pressure, a water booster pump may be the a?|



"What is the incoming pressure requirement for these units?" A. The constant pressure system requires a minimum incoming pressure of 3 PSI, while the inline boosting system needs only 1.5 PSI. Q. "What is the water flow requirement for the constant pressure unit?" A. The system operates on a wide range of flows from flooded suction to 35 GPM.

# BOOST STORAGE PRESSURE REFERS TO




Download scientific diagram | Boost pressure vs. engine speed for acceleration in different gears from publication: Improvement of the Dynamic Characteristic of an Automotive Engine by a



Study with Quizlet and memorize flashcards containing terms like Boost pressure is generally measured in \_\_\_\_\_. Question 1 options: Inch Hg Inch pound PSI Inch H2O, How are most turbochargers lubricated? Question 2 options: By an internal oil reservoir By greased bearings By engine oil under pressure through lines from the engine No lubrication is a?|



Two technicians are discussing the term turbo lag. Technician A says that it refers to the delay between when the exhaust leaves the cylinder and when it contacts the turbine blades of the turbocharger. Technician B says that it refers to the delay in boost pressure that occurs when the accelerator pedal is first depressed.



The term "vacuum" on a boost gauge refers to the atmospheric pressure around us. At sea level, this pressure is 14.7 psi (pounds per square inch). When your turbocharged or supercharged engine is running at full throttle, it is forcing more air into the cylinders than what atmospheric pressure would allow if there were no turbo or supercharger.



The higher the boost pressure, the lower the compression ratio of the engine. For "serious" race forced-induction setups compression ratios of 7.0:1 were not uncommon. Methanol also requires twice the fuel delivery and storage capacity of gasoline. Your fuel cell or gas tank will either need to double in size or you'll only be able to

# BOOST STORAGE PRESSURE REFERS TO

---



What I'm visualising in my mind when I say "air powered air compressor" is a device which takes the movement of air through a turbine (placed after the release valve), to power a pump that moves 1/5 to 1/10 of the mass of air flowing through the turbine into a storage tank, which should allow a theoretical maximum pressure 5 times that of the



Two technicians are discussing the term "turbo lag" tech a says it refers to the delay between when the exhaust leaves the cylinder and when it contacts the turbine blades of the turbocharger. Tech B says the term refers to the delay in boost pressure that occurs when the throttle is first opened. Technician B.