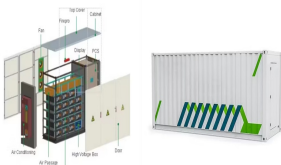
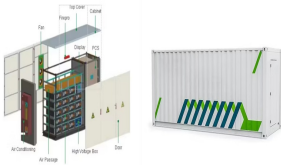


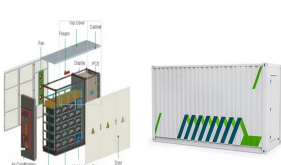
CAD DRAWING OF HYDRAULIC ACCUMULATOR



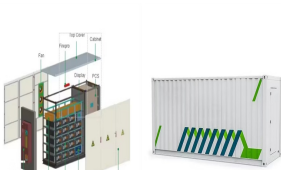
What CAD files are available for accumulators? Discover all CAD files of the "Accumulators" category from Supplier-Certified Catalogs ??? SOLIDWORKS, Inventor, Creo, CATIA, Solid Edge, autoCAD, Revit and many more CAD software but also as STEP, STL, IGES, STL, DWG, DXF and more neutral CAD formats.



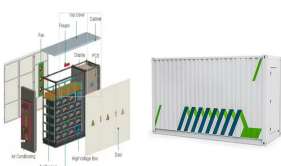
What is a hydraulic accumulator? A hydraulic accumulator is a device that stores the potential energy of an incompressible fluid held under pressure by an external source against some dynamic force. This dynamic force can come from different sources. The stored potential energy in the accumulator is a quick secondary source of fluid power capable of doing useful work. 1.



What types of cylinders does cylinder & accumulator offer? Cylinder and Accumulator Division offers a full range of standard NFPA hydraulic and pneumatic cylinders, mobile, compact, telescopic cylinders, helical rotary actuators, tilting couplers and custom cylinders.

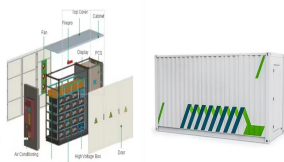


What is a cylinder & Accumulator Central website? The new Cylinder and Accumulator Central websites are a centralized repository for key documents and sales support tools for customers looking to specify, buy or support a Parker Cylinder or Accumulator.



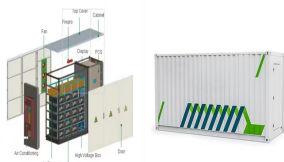
What is a helical rotary accumulator? The tool helps to size an optimal accumulator for any application. What is a Helac Hydraulic Rotary Actuator? The Cylinder and Accumulator Division specializes in the design, production and development of helical hydraulic rotary actuators for the worldwide mobile hydraulics market.

CAD DRAWING OF HYDRAULIC ACCUMULATOR



Who makes cylinders and accumulators? Parker???

Cylinder and Accumulator Division designs and manufactures the largest selection of actuators and accumulators in North America. We offer: -Hydraulic and pneumatic cylinders (standard NFPA, ISO, compact, telescopic and custom designs) -Helical rotary actuators and tilting couplers



Description. AutocadD DWG drawing Details of hydraulic control system. The parts of Hydraulic control system are clearly explained in this Drawing. The valve and the automated parts are all in the off-position in this drawing. When open valve, solenoid directional valve 4DT get electricity, the electrical motor starts, the pressure oil in oil pump enters the servomotor down cavity, push the ???



Hydraulic accumulators must be pre-charged with an inert gas, typically nitrogen (Class 4.0, filtration < 3? 1/4 m). Compressed air or oxygen should never be used due to risk of explosion. For energy storage applications, the pre-charge pressure must be less than or equal to 90 per cent of the minimum operating pressure of the hydraulic system.



ACCUMULATORS AND COOLERS CONFIGURATORS AND DRAWINGS. Configurators. Piston Accumulators - A Series. Crimped Piston Accumulators - ACP Series. Bladder Accumulators - BA Series . Parker Cylinder and Accumulator Division. 500 South Wolf Road. Des Plaines, IL 60016. Ph: 847-298-2400 Email: CAD.Accumulators@support.parker .



CAD Drawings. Catalogs / Brochures / Bulletins. Serial Number Lookup* Obsolete/Competitor Interchange Tools* Seal Kit Identifier. Parker Cylinder and Accumulator Division. 500 South Wolf Road. Des Plaines, IL 60016. Ph: 847-298-2400. Fax: 847-294-2655. Email: CAD.Quotes@support.parker .

CAD DRAWING OF HYDRAULIC ACCUMULATOR



Home / Products / Cylinders and Actuators / Accumulators / Hydraulic Accumulators / Diaphragm Accumulators - AD Series - (Americas) / AD007B25T9A1. Provide Feedback. CAD Drawings + Files . Related Documents. Americas. USA, Canada, Mexico. cparker@support.parker 1-800-272-7537; Europe. 00800 27 27 5374; AOG (Aircraft on Ground)



CYLINDER ACCESSORY CAD LOCATOR. Click on an accessory category below to access part numbers and drawings. Alignment Aids. Corrosion Resistant . Attachments. Metric Accessories. Standard Accessories. Need Help? Contact: CAD.Quotes@support.parker . Parker Cylinder and Accumulator Division. 500 South Wolf Road. Des Plaines, IL 60016. Ph: 847



The accumulator is empty, and neither gas nor hydraulic sides are pressurized. Stage B The accumulator is precharged. Stage C The hydraulic system is pressurized. As system pressure exceeds gas precharge hydraulic pressure fluid flows into the accumulator. Stage D System pressure peaks. The accumulator is filled with fluid to its design capacity.



Hydraulic Accumulator Division Rockford, Illinois USA Bladder accumulators provide a means of regulating the performance of a hydraulic system. They are suitable for storing energy under pressure, absorbing hydraulic shocks, and dampening pump pulsation and flow fluctuations. Bladder accumulators provide excellent gas and fluid separation



Piston Accumulators Parker annifin loal Accumulator iision nited States
Piston 5000 4000 3000 2000 IN THIS SECTION Series 2000 & 3000 29
ACP Piston Accumulators 37 Series 4000 & 5000 43 performance of a
hydraulic system. They are suitable for storing energy under pressure,
absorbing hydraulic shocks, and dampening pump pulsation and flow

CAD DRAWING OF HYDRAULIC ACCUMULATOR



Bladder accumulators Low pressure No. 3.202 Bladder accumulators Standard design No. 3.201 Piston accumulators Standard design No. 3.301 Piston accumulators SK280 No. 3.303 Diaphragm accumulators No. 3.100 Hydraulic accumulators with back-up ???



** The temperatures listed indicate the operating temperature range of the seals, not the accumulator. ACP Series Crimped Piston Accumulators are ideal for mobile and construction equipment applications in climates as rugged and Siberia. Rated at 4000 and 5000 PSI with a design factor of accumulators have been tested



Piston accumulators are the optimal choice when fluid energy storage, hydraulic shock absorption, auxiliary power, or supplemental pump flow is required. Customizable by size and pressure, piston accumulators can be uniquely designed to fit your needs.




Discover all CAD files of the "Hydraulic quick couplings" category from Supplier-Certified Catalogs SOLIDWORKS, Inventor, Creo, CATIA, Solid Edge, autoCAD, Revit and many more CAD software but also as STEP, STL, IGES, STL, DWG, DXF and more neutral CAD formats.



Configurators and Drawings. Catalogs / Brochures / Bulletins. Serial Number Lookup* Pricing / Discount Schedules* Training* Announcements* Sitemap *Myparker or PHconnect login is required. Parker Cylinder and Accumulator Division. 500 South Wolf Road. Des Plaines, IL 60016. Ph: 847-298-2400. Fax: 847-294-2655. Email: CAD.Accumulator@support

CAD DRAWING OF HYDRAULIC ACCUMULATOR



CAD Control Systems engineering staff will design a BOP Control System to meet your exact specifications and operational requirements. Our manufacturing facility is licensed to ISO 9001 and DNV Quality Assurance Notification for ATEX. We have the capability to provide systems designed to ABS Certified Drilling Systems (CDS), UL508 panels and



An accumulator is a unit used to hydraulically operate Rams BOP, Annular BOP, HCR and some hydraulic equipment. There are several of high pressure cylinders that store gas (in bladders) and hydraulic fluid or water under pressure for hydraulic activated systems. I want to know which grade of oil or Hydraulic fluid is used in the accumulator



ROBUST AND VERSATILE: Wherever hydraulic tasks need to be performed, HYDAC hydraulic accumulators can help. They are versatile, make your machine more convenient to use, secure your hydraulic system and are used to increase the energy efficiency of hydraulic systems and for many other tasks. CAD data can't be found at the product category



Atlas Cylinders 3D cylinder configurator allows users to design a cylinder, create model codes, download CAD drawings and request pricing for pneumatic and hydraulic cylinders including tie rod, compact, valve actuator, and roundline cylinders.



In hydraulic systems, accumulators play a pivotal role in ensuring system efficiency, reliability, and energy conservation. Their inclusion in power packs is often essential for enhancing performance and protecting the system from pressure fluctuations. Using CAD tools and simulation software (such as SolidWorks or similar) to model and

CAD DRAWING OF HYDRAULIC ACCUMULATOR



It allows anyone to design a hydraulic or pneumatic cylinders, create a model codes and download CAD drawings. Our native CAD files let you manipulate the moving parts of any of our pneumatic or hydraulic cylinders. Parker Cylinder and Accumulator Division. Customer Toolbox: Quick Links. 2D/3D Configurator and Drawings for Cylinders. Series



Discover all CAD files of the "Hydraulics" category from Supplier-Certified Catalogs SOLIDWORKS, Inventor, Creo, CATIA, Solid Edge, autoCAD, Revit and many more CAD software but also as STEP, STL, IGES, STL, DWG, DXF and more neutral CAD formats.



Use the tables below to determine the part number for your desired accumulator. If the size you require is not listed, please contact us for assistance. To receive a quote for any of our products, use our RFQ Tool or contact us.. For assistance determining the appropriate accumulator size for your application, use our accumulator sizing tool or contact us.



Hydraulic Accumulators Introduction 2 Parker Hannifin Corporation
Hydraulic Accumulator Division Rockford, Illinois USA Parker
Accumulators??? ??? Provide an auxiliary power source by holding supplemental power to be used during peak periods. This allows the use of smaller pumps, motors, and reservoirs reducing installation and operating costs.



Downloadable 3D CAD Solid Object file formats available: STEP SOLID [AP214] (.step), IGES 5.3 NURBS (.iges). 3D CAD Solids can be imported into SolidWorks, Autodesk Inventor, Pro/Engineer, PTC Creo, Siemens NX, Fusion 360, Solid Edge, CATIA, ACIS and other CAD/CAM/CAE packages. 3D CAD models can be downloaded as polygonal 3D meshes also.

CAD DRAWING OF HYDRAULIC ACCUMULATOR



Use the table below to determine the part number for your desired piston accumulator. For help sizing your accumulator, selecting a compatible elastomer, and to obtain a quote on accumulators and all our other products, visit our tools and technical info section.. Select the desired option from each list and place the corresponding code in its proper place: