

CAN THE STORAGE CABINET OF THE INTEGRATED STOVE DRAIN WATER



What is the difference between integrated and built-in appliances?

Integrated appliances are fully concealed behind cabinetry, creating a seamless look. Built-in appliances are partially visible but still save space, enhancing your kitchen's style. How do I choose the right built-in appliance?



Can integrated appliances be used in a kitchen? With integrated appliances, you must work around them instead. Working integrated appliances into your kitchen can help you achieve a minimalist finish. Stainless steel or plastic appliances add a modern twist, especially when integrated against crisp white walls.



Should you put integrated appliances behind cupboard doors? Alternatively, pairing dark appliances flush against bright walls can create a striking contrast and allow you to inject colour into your family kitchen. In a classically designed kitchen, styling integrated appliances behind cupboard doors can help to maintain a traditional aesthetic.



What is the difference between cabinet fronts and integrated appliances? The cabinet fronts are closer in line with the front of the appliances, but may not be completely aligned. This gives the kitchen a more refined look than freestanding appliances. Integrated Appliances: Fully integrated appliances seamlessly blend into or alongside the cabinets. The appliance fronts are in line with the fronts of the appliances.



What is the space between a stove and a cabinet? In summary, the space between your stove and cabinets is a multifaceted aspect of kitchen design, encompassing safety, functionality, and aesthetics. It's not just about adhering to guidelines but also about tailoring the space to your specific needs and style.

CAN THE STORAGE CABINET OF THE INTEGRATED STOVE DRAIN WATER



Should I Choose freestanding or integrated appliances? Choosing freestanding or integrated appliances depends on your kitchen layout and design scheme. A smaller kitchen would benefit from integrated appliances owing to their space saving benefits, offering you a clean finish and an open feel to your space.



2.Zxg White Ins Wind Bedside Table French Cream Wind Minimalist Bedroom Bedside Drawer Storage Cabinet \$0.10; 3.a??MARKET LARGESTa??Installation-Free Multi-Layer Storage Cabinet Bedroom Folding Storage Box Home Kitchen Bathroom Storage \$11.10; 4.Stainless Steel Cabinet Household Kitchen Stove Cabinet Economical Simple Integrated Sink Cupboard



Will you be using a typical fridge or one that is flush with integrated fronts? Does your design include a large hood to vent for your stove/cooktop or a downdraft? Do you have a a?|

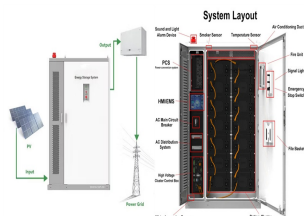


This alleviates pressure in the system, allowing the water to drain quickly from the tank, much like removing your finger from the top of a drinking straw filled with liquid. Open the drain valve and allow the water to drain from the tank. Again, the water will be hot if you haven't let it cool first, so use caution.



An integrated stove, also known as a built-in stove or cooktop with an integrated oven, is a kitchen appliance that combines the cooking surface (burners or heating elements) and the oven into a single unit. It is designed to be installed directly into a kitchen a?|

CAN THE STORAGE CABINET OF THE INTEGRATED STOVE DRAIN WATER



Removing an integrated dishwasher from your furniture can be a daunting task, but there are ways to make the process easier. In this step-by-step guide, we will show you how to locate and access the dishwasher, disconnect a?



Shop Wayfair for the best stove with cabinet. Enjoy Free Shipping on most stuff, even big stuff. With 3 storage drawers, a hutch, and a storage cabinet, this pantry offers ample space for all your kitchen essentials, while 2 tier shelves can easily accommodate your bowls, pans, spices, and more. The double layer tray at the bottom can



Many in-cabinet storage features keep this kitchen neat and organized. Bar Cabinet The furniture-style bar cabinet has retractable pocket doors and a drop-in quartz counter. The homeowners can entertain in style, leaving the doors open during parties. Guests can grab a glass of wine or make a cocktail right in the cabinet.



If you are looking for narrow base cabinets with drawers that you can use next to your stove, some options include the IKEA SEKTION base cabinet with drawers and the Hampton Bay Shaker Assembled 18x34.5x24 in. Drawer Base Kitchen Cabinet, and the Diamond NOW Arcadia 18-in W x 35-in H x 23.75-in D Truecolor White Drawer Base Stock Cabinet.



Related Products. 1.PMF TV Cabinet Modern / TV Kabinet / Rack TV / Rak TV / Almari TV / Perabot Kaca TV // Rak TV Gantung / Kabinet TV RM83.00; 2.Storage Cabinet Large Space Transparent Almari Baju Plastik Cabinet Storage Box Kitchen Cabinet Drawer Kabinet Dapur RM62.10; 3.a??In Stocka??Bamboo TV Cabinet 2/3/4 Doors Rattan Almari TV a?]

CAN THE STORAGE CABINET OF THE INTEGRATED STOVE DRAIN WATER



For most integrated dishwashers, there's often a large, flexible hose clamped onto the sink's drain line. You have to grab the clamp and gently loosen it to remove the drain hose. But water often collects on the drain hose therefore, to a?|



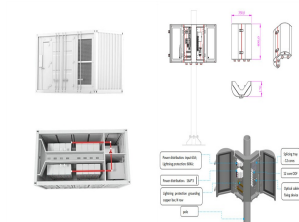
An integrated range hood with hidden storage offers a seamless look with cleverly concealed space above your stove. Perfect for keeping kitchen essentials within easy reach while maintaining a clutter-free aesthetic. Magnetic Knife and Utensil Holder Cabinets



From installing cabinets or shelves for extra storage to creating custom countertops or adding a range hood for ventilation, there are numerous home hacks available to make the most of your kitchen space. you can opt a?|

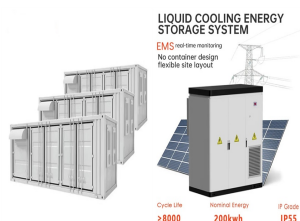


Gas stove cabinet, stainless steel cabinet, simple and integrated multifunctional kitchen kitchen, household gas stove, kitchen cabinet style: European Style Main material: Manmade Board Material type: Joinery Board Environmental protection grade: Other Table material: Stainless Steel Whether to pack: Assemble Painting process: Paint Free Functional features: Rust a?|



There are plenty of kitchen styles, but two design options stand out: freestanding and integrated. Both have benefits and drawbacks, and both styles can be used to create a luxury kitchen. a?|

CAN THE STORAGE CABINET OF THE INTEGRATED STOVE DRAIN WATER



I have no input on the safety of the design. I also applaud your woodworking, especially for your first cabinet. I highly recommend a finish. grease, water, all sort of gross stuff will get on your cabinet. It'll be really hard to clean unless you do it right away every time. Even then, it'll stain.



With various styles and designs available, a stove hutch can complement your existing decor and add a touch of elegance to your kitchen. 4. Protects Your Stove. A stove hutch can also protect your stove from damage. Placing a stove hutch above your stove can prevent grease and other cooking debris from accumulating on your stove's surface.



When cooking on the stove lots of heat and moisture can rise up and enter the cabinet. Cardboard or paper boxes and bags can absorb this moisture and lead to spoiled food or mold. If you want to store food above the a?|



Buy Stainless steel stove cabinet sink integrated cabinet kitchen cabinet storage cabinet online today! Easy installation: manual + customer service guidance + installation video. feature: d???Material: Stainless steel countertop, pine cabinet d???Style design: latest design, hyperboloid shape does not accumulate oil, easy to clean, safe: prevent head collision d???Exquisite edge sealing



Related Products. 1.d???JPYWooden TV Cabinet Multi-functional TV Console Almari Tv Kabinet TV Rack Tv Media Storage Cabinet rak tv RM85.00; 2.[Mr 99 Furniture]d???JPYFREE INSTALLATION]d???JPY Kitchen Island Table Cabinet/Kitchen Island/Almari Dapur/Almari Dapur Kabinet Rend RM355.00; 3.AMY Bay Window Cabinet Solid Wood Storage Cabinet Floor Cabinet 2/3/4/5 Doors Minimalist a?|

CAN THE STORAGE CABINET OF THE INTEGRATED STOVE DRAIN WATER



Drain the heater any time your hot water supply is inconsistent. If the hot water in your home is slow to get going, the temperature fluctuates, or the water itself is discolored or has a bad odor, it may be that you have sediment in your water heater. Drain, flush, and refill the water heater to expel the sediment.



B. Water Supply (if applicable): If your integrated fridge freezer has a water dispenser or ice maker, connect the water supply following the manufacturer's instructions. Use a water line kit if necessary. Step 6: Check for Proper Functionality. A. Initial Setup: Turn on the fridge freezer using the controls provided.



Campervan and RV water pumps are available in two types: electrical and manual. An electric pump will simply draw the water from the water tanks to the faucet with a flick of a switch. The manual water pump is available a?|

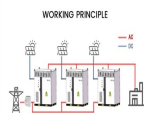


Door Swing: Ensure upper cabinet doors don't interfere with the stove. Aim for at least 3 inches of clearance. Drawer Accessibility: For lower cabinets, a minimum of 2 inches clearance ensures a?|



Panel Ready Integrated Appliances: Often cabinet panels are installed to the front of the appliance that matches the door style of the kitchen, fully hiding the appliance. Paneled appliances give the highest end appearance and are the most contemporary solution.

CAN THE STORAGE CABINET OF THE INTEGRATED STOVE DRAIN WATER




Utilize Deep and Tall Cabinets: If your kitchen layout allows for it, consider placing your freestanding washing machine in a deeper cabinet. This can give it a more built-in, custom look and feel, even if it's not an integrated model. You can also consider a tall cabinet to accommodate both a washer and a dryer set.



So it can be winterized by draining all the water and without adding antifreeze. Empty the water tank completely and, with the pump activated, open each faucet independently (sink, hot shower, bike wash) for a rough "pre a?"



Buy Heavy-Duty Gas Cylinder Storage. To safely store your gas cylinders you can use our high-quality gas storage products, which are perfect for commercial and industrial settings and also come with free UK-mainland delivery.. Please feel free to get in touch with us if you have any questions about any of our products.



Because the dishwasher is between the sink and the drain stack, I can't run the trap arm through the cabinets. Therefore, I am planning to add a 3" spacer between the drywall and the base cabinets to allow the trap arm to run a?"



Related Products. 1.THE 3/4/5/6 Layers Multipurpose Plastic Drawer Storage Cabinet Moveable Storage Cabinet Storage Box With Pulley RM106.90; 2.Slim Plastic Drawer Gap Drawer Cabinet Macarons Bathroom Cabinet Moving Rack Kitchen Organizer RM31.90; 3.TV CABINET / MEDIA STORAGE 2/3 DRAWER/TV RACK/TV CONSOLE/TV STORAGE/MEDIA STORAGE a?"

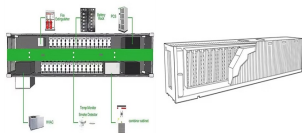
CAN THE STORAGE CABINET OF THE INTEGRATED STOVE DRAIN WATER



Sometimes a basic hand pump faucet is all you need to get water from your tank into your sink, so this cold water faucet from Valterra is a great budget choice. Simply rotate the handle back and forth to pump water, and a prime lock holds the water in position ready for immediate release. ANTARESWORLD 12V Electric Water Faucet a?? \$59.99 on Amazon



Welcome to our shopd??? d??? Special offer for new fansd??? Don't forget to pay attention to our store to receive coupons before placing an order. Product Information Style: [Nordic] Main material: [metal] Material type: [stainless steel] Support customization: [Support customization] Environmental protection level: [E1 level] Table material: [stainless steel] Features: Mildew a?|



These storage racks can hold your small kitchen appliances, pots, or pans easily, and you can take them out of the cabinet effortlessly. Get these pull-out storage racks on Amazon. Corner Cabinet Storage. Corner cabinets are severely underutilized because of their awkward placement and small space in the kitchen.