


ENERGY STORAGE SOLENOID VALVE COIL



A high performing solenoid valve tested and proven to 5000 psi. These Solenoid Valves are suitable for the most demanding conditions; gas, chemical and process control installations. Ideally suited for use in and around CNG compressor packages, dispensers and many other applications. Manufactured and designed in accordance to ISO 9001/2008.



Hydrogen solenoid valves. Solenoid valves control the flow of hydrogen in hydrogen refueling stations, power generation, petrochemical plants, and aerospace industries. Generally, the direct-acting solenoid valves can work from 0 - 1000 bar (0 - 14,503 psi), while the indirect-operated solenoid valves work from 10 - 1000 bar (145 - 14,503 psi).



Mount the coil on the solenoid valve. Never connect the coil to the power supply when it is not mounted on the solenoid valve; else, the coil may burn out. Follow the user manual to ensure the correct assembly of the parts. Tighten the nut sufficiently to ensure the coil does not rotate or vibrate, but avoid over-tightening to prevent damage.

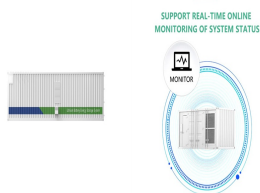


Solenoid Valve Coil Voltages. Solenoid valve coils are available for both DC and AC electricity. Although a coil can be made to work with almost any imaginable voltage, the most common voltages available are: 6-Volt DC; 12-Volt DC; 24-Volt DC; 24-Volt AC; 120-Volt AC; 220/240-Volt AC .
Types of Coil Construction



Applications for solenoid valves. Our solenoid valve program includes valves for air, steam, oil, and gas, suiting a number of industrial applications that require high performance in these and other applications: Laundry and dry-cleaning equipment; Industrial washing equipment; Autoclaves/sterilizers; Compressors and vacuum pumps; Plastic

ENERGY STORAGE SOLENOID VALVE COIL



Solenoid valves can also be used for pneumatic and hydraulic applications, but have a different working principle. For pneumatics, they are commonly 3/2-way, 5/2-way, or 5/3-way valves. For hydraulics, they are commonly 4/2-way or 4/3-way. A 3-way pneumatic solenoid valve has three ports: one for inlet, one for outlet, and one for exhaust. They



The challenge for the future lies in a sustainable and energy-saving solenoid valve solution. Kick & Drop. Controlling media with energy-saving solenoid valves: Valves with electromagnetic coil systems are widespread in order to automatically control gaseous and liquid media. The technical storage or access is strictly necessary for the



The functioning of a solenoid valve is intrinsically tied to its core components, notably the solenoid coil, the plunger, and the valve body. Typically, in a dormant state, a resilient spring secures the plunger, ensuring the valve stays closed. Upon energization, the solenoid coil springs into action, yielding a magnetic field.



Heat build-up is another issue that has hampered effective, energy-efficient solenoid operation. This paper covers the basic operation of solenoid valves, including useful techniques and technology for optimizing performance, power consumption, and cost of operation, in either AC or DC powered applications. The Basics of Solenoid Valve Operation



The solenoid coil is the heart of the valve and affects energy consumption. Opt for high-efficiency coils that require less power to operate. These coils generate the necessary magnetic force with lower electrical input to reduce the overall energy usage. Design energy-efficient solenoid valves with smart control systems to adjust the

ENERGY STORAGE SOLENOID VALVE COIL



Learn about the factors influencing energy efficiency in solenoid valves and how to minimize energy waste. 800-983-8230 9:00AM-5:00PM (EST) My Account; About Us; Search. View Cart. close required to move a ball valve from its static position is higher than that required to energize the electromagnetic coil and actuate a solenoid valve. How



A faulty solenoid valve can cause a process to stop, resulting in production downtime. Therefore, it is important to replace the solenoid valve coil promptly to ensure that the process runs smoothly. Let's see the simple guide on how you need to do it. Why and When You Need to Replace Solenoid Valve Coil The solenoid valve coil is a crucial



A SOLUTION FOR POWERING THE HYDROGEN FUTURE Do you require solenoid valves, specially tailored for deployment in high-pressure hydrogen applications? READ MORE In light of the global shift towards green energy solutions and environmental sustainability, there is a noticeable interest growing in hydrogen technologies across various industrial sectors and ???



Read our solenoid valve voltage article for more information on how the application of different voltages affect the operation of a solenoid valve coil. High inrush current. AC solenoid valves are particularly susceptible to burnout due to high inrush current, which can be up to five times higher than the normal operating current.



New coil technology for solenoid valves can increase energy efficiency by up to 80%. B?rkert's Kick and Drop valve coils save significant cost by reducing AC 50Hz and AC 60Hz, spanning 24V to 240V inputs, this flexibility reduces storage and handling requirements. _____ Enjoying this article? Subscribe to PII Magazine, E-newsletter and

ENERGY STORAGE SOLENOID VALVE COIL



Similarly, a solenoid valve coil is used for the conversion of electrical energy into linear motion. The wire which covers or wraps the solenoid valve coil is made of copper wire or aluminum. When the coil is given electrical current, the copper wire immediately catches it and creates an electromagnetic field which results in motion.



Differences between AC and DC solenoids. At the most basic level, the operation of DC solenoids is relatively straightforward - the solenoid may be energized, allowing the magnetic force generated by the solenoid to overcome spring resistance and moving the armature towards the center of the coil, or de-energized, allowing the spring force to push the ???



A normally closed (NC) solenoid valve is one in which the valve is kept in a closed position when de-energized. When power is applied to the solenoid coil, the valve opens, allowing media flow. This type of valve is ideal for applications where it is necessary to maintain a safe shutdown condition in case of power loss.



Differences between AC and DC solenoids. At the most basic level, the operation of DC solenoids is relatively straightforward - the solenoid may be energized, allowing the magnetic force generated by the solenoid to overcome spring resistance and moving the armature towards the center of the coil, or de-energized, allowing the spring force to push the ???



field and conductor volume of a solenoid coil with lay-ered winding depend on its dimensions [8, 9]. The similar approach can be taken for HTS coils stacked with SPs by calculating the current density and the space factor of the coil accordingly. Therefore, the stored energy of this HTS solenoid coil can be found by using vector potential meth-



A solenoid valve is a type of valve that is controlled by an electric current. A coil of wire, also called an electromagnet, is energized to create a magnetic field that moves a plunger. This movement opens or closes the valve, allowing or shutting off the flow of liquids or gases through it.


ENERGY STORAGE SOLENOID VALVE COIL



The challenge for the future lies in a sustainable and energy-saving solenoid valve solution. Burkert Brochure ??? KickDrop . Kick and Drop Flyer . Controlling media with energy-saving solenoid valves: Valves with electromagnetic coil systems are widespread in order to automatically control gaseous and liquid media.



energy-storage element with an electrical port and a mechanical port. On the mechanical side, a force is required to displace the armature from its center position ???the device looks like a spring. An inductor may be represented by a gyrator (coupling the electrical and magnetic domains) and a capacitor representing magnetic energy storage.



New coils increase solenoid valve energy efficiency by 80% Published: 26 September, 2023 AC 50Hz and AC 60Hz, spanning 24V to 240V inputs, this flexibility reduces storage and handling requirements. The device optimises energy efficiency by utilising a high initial voltage to move the valve into position. After just 500ms, the desired



Solenoid valve coils are used to convert electric energy into lateral motion. The coil includes a copper wire which allows the current to flow through the coil and generate the magnetic field. Here at Avalco we have a range of ODE coils to suit all our valves, available in the following voltages: 12vDC ??? 230v DC solenoid coils and 12v AC