

# EUROPEAN AND AMERICAN STYLE SHORT HAIR STICK TUTORIAL



What is a tapioca hairstick? The Tapioca Hairstick specifically suits the longest and thickest of hair types. It's large upper body and long length allows it to support and hold a lot of hair. The indentation at the top of the hair stick is designed to hook and help secure hair in place. Available in sustainably sourced Teak and Rosewood.



How to use Soka Bud hairstick? Take your hairpin to secure the bun weave it through multiple layers of hair until it touches the skin at the top of your head. Slide your hair stick through your bun to hold it in place. The Soka Bud Hairstick best suits long and thick hair. It's long and curved shape allows it to wrap and support a lot of hair in one short sweep.



Are hair sticks a good way to put your hair up? Hair sticks are a super quick,easy,hair-friendly,and comfortable method to put your hair up. Hairstyles with hair sticks tend to distribute the weight of your hair better across your head if you have very long or heavy hair,and they never leave a crease in your hair which hair elastics do.



How do you put a hairstick on a bun? Take your hairpin to secure the bun,by weaving it through multiple layers of hair until it touches the skin at the top of your head. Slide your hair stick through your bun to hold it in place. The Taro Hairstick echoes the form of traditional hairpins in its design.



What is a taro hairstick? The Taro Hairstick echoes the form of traditional hairpins in its design. It is designed to hold up thick,heavy and long hair as well as being able to support finer hair types. It's a classic,stylish hair stick and a popular favorite. Available in sustainably sourced Tamarind and Rosewood.

# EUROPEAN AND AMERICAN STYLE SHORT HAIR STICK TUTORIAL



Can I use a hair stick if I have a unique style? If you have a unique style in which you use a hair stick then please let us know. Due to its slender shape, the Banana Leaf suits finer hair types and medium to short lengths. Its curved twist and hooked point allows you to wrap and secure your style in place. Available in sustainably sourced Teak, Tamarind and Rosewood.



54.6K Likes, 206 Comments. TikTok video from Nichole Ciotti (@nichole.ciotti): "Learn how to create stunning hair stick hairstyles with this step-by-step tutorial. Discover easy bun and ponytail styles ???



5. Fancy Twisted Updo. If braids and traditional buns aren't your thing, perhaps twisting your hair into a bun-like updo will do the trick. Short hair needs to be styled loosely to give the body to your updo, and at the same ???



Not sure how to use a hair stick? Whatever the length and texture of your hair, we have a tutorial for you. Choose your hair type and we will teach you new styles using hair sticks, hair slides and hair forks. Find inspiration and new hair styles ???



Today's how to hair tutorial is an easy bun hair stick hairstyle. The best part? You can create this easy low bun hairstyle using a pencil, pen, hair pin, or French pin. I love how minimal and effortless this simple hairstyle is, and how it can be recreate on medium and long hair lengths. Give this pencil bun a try.

# EUROPEAN AND AMERICAN STYLE SHORT HAIR STICK TUTORIAL



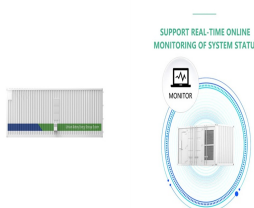
Or you can be extra silly and try the poodle fringe like I did in my quick and easy vintage hair tutorial Keeping a curl- If your area is humid or if your hair doesn't hold a curl for long, try a spritz of hair spray on the curls before brushing out. Also, keeping the rollers in for the longest amount of time possible will help their staying power.



The more legs the fork has and the wider it is, the stronger will be the hold in your hair. That is the only difference to a "normal" hair stick. So if you are wondering how to use a hair fork, you can simply follow the hair stick tutorial below! Hair sticks for short hair. Theoretically, you can use all kinds of hair sticks also on shorter



This Pin was created by TheHairSticks on Pinterest. short hair stick. Pinterest. Today. Watch. Shop. Explore. Log in. Sign up. Explore. Beauty. Hair. Save. 5. Hair Stick Styles Tutorials Short Hair. Hairstyles With Sticks. Chop Stick Hairstyles. Easy Ways To Style Medium Hair. Bun Stick Hairstyles. Easy Bun Hairstyles For Long Hair.



2. Short & Medium Length Hair. Short haircuts are coming back in a big way. From short pixie cuts to mid-length bobs and lobs, There's never been a better time to go for a short haircut. However, one of the biggest drawbacks that can stop women from cutting their hair short is their ability (or lack thereof) to style their hair into braids or



Hair sticks have been adorning hairstyles across cultures for centuries, offering both practicality and beauty in their simplicity. Originating from ancient civilizations like China, Japan, and Egypt, these versatile accessories have stood the test of time, evolving to suit modern fashion trends while retaining their timeless appeal.

# EUROPEAN AND AMERICAN STYLE SHORT HAIR STICK TUTORIAL



Hair sticks are a super quick, easy, hair-friendly, and comfortable method to put your hair up. Hairstyles with hair sticks tend to distribute the weight of your hair better across your head if you have very long ???



In this post, I'll show you how to do 10 easy hairstyles with hair sticks, step-by-step, including tips for getting the best hold! Read on to learn how to use hair sticks in hair!



Short hair can be styled quickly and easily???sometimes all it takes is 10 minutes. If you've just cut your hair short and aren't sure how to style it, we have all the perfect short hairstyles tutorials for you! Our list of 27 short hairstyles will give you some quick and easy ideas on how to style your hair for any occasion in 10 minutes



Using the cold shot button on your blow dryer locks in solid volume especially on fine hair. The end result is smooth and shiny hair! 75" Thermal. For super short hair. Achieve bend and volume where need. 1" Thermal. For short hair; Achieve increased volume and tighter curls. Select this brush to achieve frothy volume and tighter curls on




Before you begin, make sure the hair stick you're using is right for your hair. If you have thinner/finer hair, or shorter hair - I recommend using a lighter hair stick such as the Reap the Harvest Hair Stick.If your hair is thick, long or curly, I recommend using a thicker and stronger hair stick such as the Blade Of The Goddess.You can determine whether or not a hair stick is ???

# EUROPEAN AND AMERICAN STYLE SHORT HAIR STICK TUTORIAL



Here are several hairstyles, gathered from my own experience as well as various places on the web, that demonstrate different ways hair sticks can be used. Hair sticks are fun, and actually pretty easy to use. The best way to insert a hair stick is to push it gently into your hair and sort of weave it up and down as you draw it through your



As a bonus tip, if you're using a stick for a figure 8 bun: after twisting your hair into coils, take the tip of the stick and push it up through the top loop, bring it all up against your head and gently spread the bottom loops down, then bring the stick down through your scalp hair and out the bottom loop.



How Curl Short Hair with a Wand. I suggest choosing a curling wand that comes with a heat-protective glove to keep from burning your fingers. In the attached video tutorial, I use this Eva-NYC Healthy Heat Clip Free ???



Today's easy hairstyle is this French twist hair stick tutorial. Hair stick hairstyles are amazing last minute styles because you can create the most effortless looking updos, low buns or half up looks in seconds. This French twist tutorial is perfect for anyone with long hair and medium hair lengths and is



Take a look at our Braid Care Set, for example, it has everything you need to maintain protective short afro hairstyles! 7. Wash and go. pic @lyssamariexo. One of the easiest short afro hairstyles to do is a wash and ???

# EUROPEAN AND AMERICAN STYLE SHORT HAIR STICK TUTORIAL



It is also a little harder if you are wearing a hair stick to pull your hair too tight so that you get a headache from it. There are loads of benefits. I will share with you the basics of how to use a hair stick and then three different ???



To learn how to do a bun with a hair stick, watch my daughter's video here: How to use Hair Sticks. The half-up bun tutorial starts at about the 1:50 min mark. The hair stick shown above is called "Raylene" from Lilla Rose. It has lovely Mother-of-pearl and turquoise beads with your choice of light or dark wood. You can buy it [HERE](#).



When you have short hair, you need a product that will tame flyaways, hold style and add texture. The Aveda Control Paste does all three. Whether you want your hair loose and piece-y, or stand up and messy, it creates texture with a ???

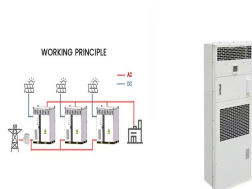


Once you have inserted the hair pin, you need to secure it in place. You can do this by wrapping the ends of the hair pin around each other or by using a bobby pin to hold the hair pin in place. 5. Style Your Hair. Once the hair pin is secure, you can style your hair as desired. You can use the hair pin to create a bun, a ponytail, or a half-up



Even though there are plenty of ways to style short hair, one of the best options is when it is cut short on the sides and relatively longer on top. While it makes you look neat and dapper, it still comes out bold and defined thanks to the difference in ???

# EUROPEAN AND AMERICAN STYLE SHORT HAIR STICK TUTORIAL



You can create this easy hair stick tutorial using a hair pin, pencil, pen, hair pin, or French pin. This "90s updo is also a great Rachel Green hair tutorial, she was the inspiration for this look. I loved how minimal and ???



1.5M Likes, 5736 Comments. TikTok video from susan's makeup (@sansanray): "Learn how to create a stunning bun with hair sticks in this step-by-step tutorial. Get the perfect hairstyle using hair sticks and add a touch of elegance to your look. Tag Julia Huynh and discover a new way to style your hair. #hairstick #tutorial".



We all know that good hair = great confidence. That's why we create easy, beautiful and functional hair tools that can whip your mane into shape. We have a range of tutorials by leading hair stylists, industry experts and beauty bloggers that shows you how easy it is to use Mermade. Short hair, long hair, thin hair, thick hair, curly hair, coily hair - there is a Mermade for you.



The versatile thing about stick barrettes is that they can create so many different hairstyles, for all hair types. With our Love Knot Stick Barrette you can turn your bun into a decorative piece in its own right. Twist the hair ???