

# HIGH CERAMIC CORE ENERGY STORAGE INDUCTOR



What is a ceramic inductor core? Ceramic is one of the common materials used for inductor cores. Its main purpose is to provide a form for the coil. In some designs it also provides the structure to hold the terminals in place. Ceramic has a very low thermal coefficient of expansion. This allows for relatively high inductance stability over the operating temperature ranges.



Why do ceramic inductors have a low permeability? Ceramic has a very low thermal coefficient of expansion. This allows for relatively high inductance stability over the operating temperature ranges. Ceramic has no magnetic properties. Thus, there is no increase in permeability due to the core material. Ceramic core inductors are often referred to as air core inductors.



What makes a good power inductor? A carefully considered power inductor is often a key design element to achieve a small, efficient, and cost-effective converter. For many inductor applications, powder cores are clearly superior compared with alternative core materials, such as ferrites or steel laminations.



What is the most exotic material for a power inductor? The most exotic material is cobalt-iron-vanadium (supermendur), reaching up to 2.2T. There is nothing higher. The power inductor gap may be realized in one of two fashions, discrete or distributed. Distributed gap materials are powder cores.



Are powder cores better than other inductor materials? For many inductor applications, powder cores are clearly superior compared with alternative core materials, such as ferrites or steel laminations. The designer has many choices in powder core materials and shapes, each offering trade-offs among loss performance, cost, size, and ease of winding.

# HIGH CERAMIC CORE ENERGY STORAGE INDUCTOR



How do power inductors work? Power inductors require the presence of an air gap within the core structure. The purpose of the gap is to store the energy, and to prevent the core from saturating under load. Another way to express the function of the air gap is to say that it reduces and controls the effective permeability of the magnetic structure.



High Q Ceramic Chip Inductors Our 0604HQ Series wirewound ceramic chip inductors are only slightly larger than the 0603 size, yet they have significantly higher Q factors up to 178 at 1.7 GHz. The 0604HQ also has self-resonant frequencies up to 12.3 GHz and comes in values not covered by other 0603 series.



Ceramic Core Chip Inductors 0201HT It has significantly higher Q and lower DCR than similarly sized thin-film types and is optimized for high-frequency impedance matching in applications such as cell phones, wearable devices, WiFi, Bluetooth, GPS and LTE/5G IoT networks. Storage temperature range: Component: -40°C to +140°C Tape and

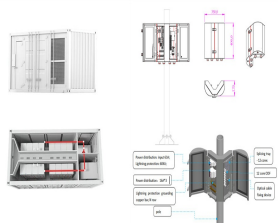


This provides very high inductance. Ceramic core inductors: The core is made of a ceramic, which is a dielectric material and this type F conductor has high linearity, low hysteresis and low distortion. Molded inductors: These are low value inductors used in printed circuit boards. Usually bar or cylindrical in shape, they have windings on a




Energy storage: Inductors can store energy in their magnetic field, which is useful in applications like switching regulators, DC-DC converters, and energy storage systems. They can have higher losses and may saturate at high currents. Ferrite-core inductors: Ferrite-core inductors use a core made from ferrite, a type of ceramic material

# HIGH CERAMIC CORE ENERGY STORAGE INDUCTOR



HC Series wirewound ceramic chip inductors were created to provide high current ratings ??? up to 2.4 Amps. Their open-core construction means they can handle transient currents up to 50% higher. They also have higher Q factors than our 0603CS Series at ???



???Storage leads to time delays. ???Basic equations for inductors and capacitors. To be able to do describe: ???Energy storage in circuits with a capacitor. ???Energy storage in circuits with an inductor. Lecture 7Lecture 8 3 Energy Storage and Time Delays ??? Changes in resistor networks happen "instantaneously" ??? No energy is stored in



The energy stored in the core in this process is: energy stored in storage choke inductor eq. 1. To enable high energy storage and to minimize the resulting core losses, the toroidal core volume is divided into many electrically isolated regions.



The energy storage inductor is the core component of the inductive energy storage type pulse power supply, and the structure design of the energy storage inductor directly determines the energy



inductor through a highly effective cooling system. Through careful optimisation of the magnetic, electrical and thermal design a current density of 46 A/mm<sup>2</sup> was shown to be sustainable, yielding an energy storage density of 0.537 J/ kg. A principal target for this enhanced inductor technology was to achieve a high enough energy density to


# HIGH CERAMIC CORE ENERGY STORAGE INDUCTOR



low AC core loss at high frequency, due to high material resistivity in the ceramic material, compared The inductor designer must meet the energy storage (inductance) requirement, as well as and low core loss, making it a good choice for high efficiency inductors. It is similar in losses to Kool M ? 1/4 , with better DC Bias. The advantages



Energy storage and gaps Inductors in converters NanoCrystalline Viroperm 500F 15k-100,000 1.2 Low Best High Ceramic Ferrite 15-20,000 0.45 Lowest Poor Lowest Trademarks owned by their respective companies 18. Date: 2020.01.21 | PSMA Magnetics Committee | Public | Topic: Basics of Power Inductors Core material selection 17.



The power inductors using the developed composite materials demonstrate low DC resistance (18.35 m $\Omega$ (C)), high efficiency (98.2%), and high current rating with small form factors far superior to



9 ? Notably, the 0.8BT-0.2KBT-0.015Nb ceramic exhibited a high recoverable energy density of approximately 2.424 J/cm<sup>3</sup> and an In energy storage applications, core-shell ???



Products RF Ceramic Core Chip Inductors ST145RAP. Back to . 3D Model ST145RAP Series Ceramic Chip Inductors. The ST145RAP Series has high inductance values, with twice the Q factor of thin-film technology inductors of the same size. Measuring just 0.58 x 0.46 x 0.46 mm, they are optimized for LTE Antenna matching. Storage temperature

# HIGH CERAMIC CORE ENERGY STORAGE INDUCTOR



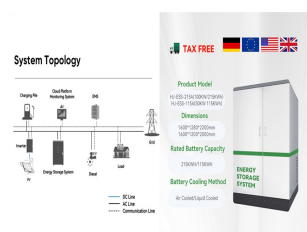
Ceramic Core Inductor. High-frequency applications; Small-signal filtering; LC filter circuits . Custom Inductors from Custom Coils. Inductors are a type of device that transmits and measures current in relation to voltage. Inductors can be used in many types of applications, such as energy storage, filtering, and circuits.



Iron Core Inductors: These inductors have a ferromagnetic core composed of ferrite or iron. Their high magnetic permeability makes them useful for energy storage and filtration in power supplies, transformers, and inductors. Toroidal Inductors: The donut-shaped core of these inductors enables effective containment of magnetic flux. Because of



Constant-flux inductor with enclosed winding for high-density energy storage H. Cui and K.D.T. Ngo The "constant-???" concept has been described in a recent Letter as a way to utilise space more efficiently for inductor geometry with the core enclosed by winding. While the concept can conceptually be



Ceramic Core Chip Inductors 0402DC Storage temperature range: Component: -40°C to +140°C. The world's original 0402-sized wirewound chip inductor! High Q up to 100 at 1.7 GHz; High SRF - up to 12.7 GHz; 0402PA (1005) Optimized for power amplifier applications;



Ceramic Core Chip Inductors 0302CS Resources 3D Model 0302CS (0805) High Q Ceramic Chip Inductors. Our 0302CS Series chip inductors are 20% smaller than the 0402CS Series and have exceptionally high Q for their size. They also feature very high self-resonant frequencies across a wide range of inductance values. Storage temperature range

# HIGH CERAMIC CORE ENERGY STORAGE INDUCTOR



causes about a 20% reduction in energy storage. For an inductor wound on a "distributed gap" core material (such as "powdered iron") there would be a similar equivalent optimum permeability for maximum energy storage were it not for complicating factors. First, core "saturation" is only a very gradual decrease in permeability with



DC or low frequencies but have high losses at high frequencies. Core materials that have low losses at high frequencies tend to not be able to store as much energy. The best material selection depends greatly on the circuit requirements. The many different core materials used in inductors can be generally categorized as solid magnetic metallic



Ceramic core inductors are referred as "Air core inductors". Ceramic is the most commonly used material for inductor cores. Ceramic is the most commonly used material for inductor cores. Ceramic has very low thermal co-efficient of expansion, so even for a range of operating temperatures the stability of the inductor's inductance is high.



Ceramic Core Chip Inductors 0805HQ High Q Ceramic Chip Inductors. Our 0805HQ Series improves on the original 0805CS Series with even higher Q, higher current handling, and much lower DCR. The ceramic construction provides high self-resonant frequencies ??? up to 10.3 GHz. Storage temperature range: Component: ???40°C to +140°C.



Capacitors are used in high voltage supplies, in energy storage, used to maintain power when batteries are undercharging, in time-dependent circuits, converting AC to DC, tuning circuits, in flash circuits of cameras, used as sensors, etc. Ceramic core inductors and Moulded inductors. When two inductors are joined together, they behave as a

# HIGH CERAMIC CORE ENERGY STORAGE INDUCTOR



High frequency multi-layer chip inductors feature a monolithic body made of low loss ceramic and high conductivity metal electrodes to achieve optimal high frequency performance. Class 2 Storage Information Recommended Storage Conditions Packaging & Soldering Information Silver Leaded Components & Soldering Profile Tape & Reel



HP Series ceramic chip inductors provide a wide range of inductance values with exceptionally high Q ??? up to 154 at 1.7 GHz. They also feature SRF values as high as 16 GHz and excellent current handling ??? up to 2100 mA.



9 ? Additionally, the ultrafine grain size and core-shell microstructure enhanced the breakdown strength. Notably, the 0.8BT-0.2KBT-0.015Nb ceramic exhibited a high ???



Bismuth sodium titanate ( $\text{Bi}_{0.5}\text{Na}_{0.5}\text{TiO}_3$ , BNT) based ferroelectric ceramic is one of the important lead free dielectric materials for high energy storage applications due to its large polarization. Herein, we reported a modified BNT based relaxor ferroelectric ceramics composited with relaxor  $\text{Sr}_{0.7}\text{Bi}_{0.2}\text{TiO}_3$  (SBT) and ferroelectric  $\text{BaTiO}_3$  (BT), which exhibits a ???