

HOW TO STORE FIRE POTS IN THE WILD




Can you put a bushcraft pot on a fire? You can also place the pot directly onto fire embers or on a platform above the flames without ever worrying about damaging the pot. So long as you stick to the edges of the fire where it isn't a roaring furnace, then this bushcraft pot will be with you for a long time.




Do bushcraft pot lids fit on a fire? Lids that fit on bushcraft pots should lock into position well so that they can be lifted and replaced without it sliding into the fire. Whenever you are cooking on a fire, there will be ash rising in the smoke, which easily drops into an open bushcraft pot.



Can a cast iron pot be used for campfire cooking? VERDICT: The Cast Iron Pre-Seasoned Potjie African Pot With Lid is perfectly designed for campfire cooking and is so easy to lift on and off that it makes the whole thing easier and safer. Cast iron pots are amazing for long-term bushcraft and survival, making the ideal vessel for cooking stews and soups or roasting meats, or boiling water.



How do you cook a bushcraft pot on a fire? You can also set bushcraft pots directly onto the edge of a fire and slowly rotate the pot to heat it evenly. The problem with cooking on the edge of a fire is that you must constantly turn the pot to heat it evenly and speed up cooking time (which is longer).




Why do you need a bushcraft pot lid? Whenever you are cooking on a fire, there will be ash rising in the smoke, which easily drops into an open bushcraft pot. Whether you are boiling water or cooking up some rice, nobody wants to taste the nasty tang of charcoal and ash. Lids for bushcraft pots are the best way to keep your food and water free of ash and untainted by taste.

HOW TO STORE FIRE POTS IN THE WILD



Do you need hanging loops on a bushcraft pot? You don't need hanging loops on a bushcraft pot to cook over a fire. You can buy or create a cooking platform for any pots and pans to sit above the fire, which allows you to get nice, even heat across the base of the pot. You can also set bushcraft pots directly onto the edge of a fire and slowly rotate the pot to heat it evenly.



To cook over fire gives us a sense of freedom and relaxation in an otherwise technical world. It's here the pots are made, and where we found our first inspiration for new recipes and spice blends. It was in South Africa that we laid ???



China fire pots wholesale - Select 2025 high quality fire pots products in best price from certified Chinese Large Pots manufacturers, Fire Stand suppliers, wholesalers and factory on Made-in ???



Modern man's primitive ancestors managed to survive in the wild for thousands of years before the advent of refrigerators, coolers, and fancy climate-controlled pantries. Dig a circular fire pit roughly 1' x 3 feet ???



Finding tinder is the first step to making fire. Kindling is step two. It's what catches the flame or coal produced from tinder. Pine needles, twigs, or torn up bark can all be kindling. It's the material that's too big for a spark to ???

HOW TO STORE FIRE POTS IN THE WILD



September 18 / 19 / 20. Three days, 10.30am ??? 5pm. ?335

Prerequisite*: Wild Pottery Level 1. Venue: 70 acre ancient coppiced woodland on a family-run working farm: peaceful and beautiful Dernwood Farm Nr Heathfield, East ???



Unlike the plastic bottle, a plastic bag will melt if you throw it onto the fire, even if it's full of water, so you must devise a way to suspend it over the fire. That could mean using three sticks to create a tripod or just a V-shaped ???



HIDDEN CHESTS IN THE LAKEThe Legend of Zelda: Breath of the Wild's opening salvo takes place on the Great Plateau, which is full of secrets, hidden items and treasure.We document your canonical



How to fire wild clay. Your first time firing wild clay can seem like a daunting task, that's why we have this step-by-step article to get you through it. To tell if your pieces have fired, the initial black carbon that was absorbed into your pots ???



Statues were used for worship, while pots were used for cooking. These practices led to a unique form of interaction within the community, uniting people of all ages to discuss matters in the Hearth. How to Start a Fire in the Wild. The ???



If you are looking for more detailed information about finding and processing native clay with lots of videos showing clay being found and dug in the wild then check out my class Wild Clay 101 which will cover the subject completely and ???

HOW TO STORE FIRE POTS IN THE WILD



Place cover sherds (broken pieces of pottery) over the pots to keep coals produced by the fire from falling down and contacting the pottery. Build a large fire over the top of the pit and light. When the fire reaches maximum temperature, ???



I then went all in and dunked the wild clay pots in some of my glazes, ready to fire to stoneware. While I went for the risky approach, I do recommend first testing glazes on wild clay test tiles, or little pinch bowls, ???



But at the same time, it's shallow enough to allow some airflow to keep the fire burning. Pit Firing the Pots. Build a fire in the pit using kindling and wood. As the fire is heating up, position the bone dry pots near to the fire to warm them up. When the fire has burned down, ???



Some archaeologists study the residue left on pottery to identify what people stored or cooked in a vessel. Technological analyses provide information on how the pottery was made???what clays were used, how hot the fire was, what ???



Some potters sprinkle oxide stains on the ware before they light the fire. Others wrap their pottery in organic matter to create beautiful patterns on the fired pots. Image by Brian Hoffman. " Firing Our Pots. " (CC BY-NC-SA 2.0) ???



Fire the processed clay to test it. First, bisque fire it to cone 07 (1803°F (984°C)). Then, glaze and fire it again to cone 5 (2185°F (1196°C)). Caution: Protect your kiln shelves when firing an unknown clay sample. My clay begins to melt ???

HOW TO STORE FIRE POTS IN THE WILD



CAUTION: A kitchen oven cannot be set hot enough to fire pots. Firing pots in any indoor stove is never recommend. It may cause a house fire. The temperatures needed to fire clay are too hot (1,000 F degrees and hotter). ???



2MW / 5MWh
Customizable



Humanity has been making pottery for tens of thousands of years by using simple wood fires, and today, I will be showing you how to do just that. Pretty much as simple as it sounds. You can ???



Pre-fire your pots in an oven at 170 for a couple hours, then at 200 for a couple more. Some pots may require longer prefiring, but most will be fine at this level of attention. Then wrap your pots in multiple layers of aluminum foil ???



Secondary fire burned to coals. ready to start the cool down. If you pull the pots from the fire while still very hot, be careful not to set them on a stone or concrete or some other hard, cool surface that will wick heat away and can cause the ???



4. Stone and Metal. Using a flint is a common standby and is perhaps one of the most solid and easy ways to ignite an open-air fire.. You may also see people using this to start a fire on a regular campground. It's usually ???



This is what happened to me when I first found clay in the wild, after my pot broke, my high school art teacher explained to me the importance of temper in pottery clay. Most store bought clay today contains grog as the temper, ???