

# HOW TO TEST WHETHER THE MOTOR CAN STORE ENERGY



What is a motor efficiency test? Efficiency Testing: This test analyzes the motor's ability to convert electrical energy into mechanical output. Here, the focus is on parameters like power factor, losses (electrical, mechanical, and thermal), and overall efficiency to maximize performance and minimize energy costs over the motor's lifecycle.



How to check the state of an electric motor? Consequently, careful testing must be carried out in order to verify the state of electric motors. Memory HiCorders are used to record the motor's output voltage, output current, torque, and RPM from the start to the end of the electric motor's operation.



How to check the insulation of a motor? Follow these steps to check the insulation of the motor: 1. Ensure Power is Disconnected: Before checking the insulation, make sure the motor is completely disconnected from any power source. This is vital for your safety and to prevent any interference during the testing process. 2.



How do you measure the output power of a motor? A torque transducer and tachometer can be used to measure output power. To test, connect the motor to the load and record the torque and RPM values on the load, then calculate the output power ( $\text{Output Power} = \text{Torque} \times \text{RPM}$ ). Efficiency Calculation: The efficiency of a motor can be calculated by dividing the output power by the input power.



How do you test a motor? Read the Voltage: With the test leads connected, switch on the motor or restore power to it. The multimeter will display the voltage reading. Take note of the voltage measurement on the multimeter. 6. Compare with Nameplate Information: Compare the measured voltage with the motor's rated voltage on the nameplate.

# HOW TO TEST WHETHER THE MOTOR CAN STORE ENERGY



What tests are performed during electric motor testing? While the specific tests conducted will vary depending on the complexity of the motor, its application, and the parameters being evaluated, some of the key tests used during electric motor testing include: Electrical tests such as polarity checks and voltage level measurements. Vibration tests to detect any imbalances or misalignments.



In physics, a system is defined as: An object or group of objects. An apple sitting on a table can be defined as a system; Defining the system in physics is a way of narrowing the parameters to focus only on what a?



That being said, it could be tricky to figure out whether the issue is the fan or the capacitor since the capacitor is the part that provides the energy for the fan motor to operate. One way to know for sure is to unscrew the side panel of the condenser unit (make sure you turn off the power breaker that provides electricity to your air



If the motor is kept in a place with high humidity, a periodical inspection is necessary. It is practically impossible to determine rules for the actual minimum insulation resistance value of a motor because resistance varies according to method of construction, condition of insulation material used, rated voltage, size and type. In fact, it takes many years a?



Humid air can cause corrosion, rust and breakdowns in the motor, while drying out can cause cracks in the capacitor lining. If your storage area has humidity that's over 60%, take measures to absorb excess moisture and rotate the shaft more often.

# HOW TO TEST WHETHER THE MOTOR CAN STORE ENERGY



I think you don't fully understand the specs of the motor. Stall Torque = 20 Kg/cm. The unit is Kg\*cm. And when a wheel of 4" diameter, i.e. 2"=5cm radius is directly mounted to the shaft, the "force" is  $20\text{Kg*cm} / 5\text{cm} = 4\text{kg}$ . This means: If you put a string around the wheel and use it as winch, it could lift a weight of almost 4kg (8.8lbs) before it stalls.



Figure 1: Depicted is the power consumption of open loop vs. closed loop stepper systems. Consider a side-by-side comparison of a traditional, open loop step motor system and a fully closed loop



There are three mechanisms by which ATP can be regenerated: creatine phosphate metabolism, anaerobic glycolysis, fermentation and aerobic respiration. Creatine phosphate is a molecule that can store energy in its phosphate bonds and is more stable than ATP. In a resting muscle, excess ATP transfers its energy to creatine, producing ADP and



Efficiency Testing: This test analyzes the motor's ability to convert electrical energy into mechanical output. Here, the focus is on parameters like power factor, losses (electrical, mechanical, and thermal), and overall efficiency to maximize performance and a?



Efficiency testing is an important method of evaluating the efficiency of a motor's energy conversion. By measuring input power and output power, the efficiency of a motor can be calculated. The EMC test is used to assess whether the motor generates electromagnetic radiation during operation and whether the level of radiation generated


# HOW TO TEST WHETHER THE MOTOR CAN STORE ENERGY




To determine whether a 3 phase motor is still good or has gone bad, a simple ohmmeter test across the windings of the motor will reveal its true state of health. As shown below, the indicated terminal matrix ( blue lines ) shows the way the windings of a?



The operating environment of the motor. Whether there are particularities in the operating environment, such as moisture, low temperature, chemical corrosion, dust, etc. The operating method of the motor. Whether it operates continuously, intermittently, or a?



The motor nameplate gives valuable information that can aid in determining the motor's health, i.e., how it is expected to perform. So, take a good look at the nameplate, especially the following electrical information: The electric motor type or phase will tell you whether the motor is for single or three-phase power.



Electric motor testing is critical to ensuring the machines we depend on are reliable, efficient, and safe. These tests a?? conducted throughout the stages of an electric motor's life cycle a?? provide essential information about the motor's overall health and provide designers, manufacturers, technicians, and consumers with many benefits.



Find two WiFi-enabled devices. Some WiFi networks use roughly the same frequency as microwave ovens (about 2.4 GHz), so the oven's shielding should block the WiFi too. To test whether the oven can do this as intended, you'll need a laptop that fits inside your microwave, plus a second device that can connect to your home WiFi network.

# HOW TO TEST WHETHER THE MOTOR CAN STORE ENERGY



Figure 1: How to test a three phase electric motor However, if operated with negligence, it can cause shorted or burnt winding. Therefore, it is important to test a three phase electric motor if you want to avoid any significant damage.. Let's discuss the primary steps to inspect the health of a three-phase electric motor.



Note: It may be necessary to perform the insulation test with the motor cables connected to the motor to check the integrity of the cabling. Remove any wire nuts or caps on the motor connection terminals. Note: These same drive faults (OV, OC, et cetera) can occur if the insulation used in the motor conduit box has worn away.



Continuity Test: Use a multimeter to check the continuity between the different terminals and windings. This test helps to identify open or short circuits within the motor. No-Load Test: Run the motor with no load and a?



(Some forms of KERS use electric motors, generators, and batteries to store energy instead of flywheels, in a similar way to hybrid cars.) Photo: The cutting-edge G6 flywheel developed by NASA can store and release kinetic energy over a three-hour period. Photo by courtesy of NASA Glenn Research Center (NASA-GRC).




Overheating: Continuous operation without proper cooling can cause a motor to overheat. This may happen if the motor is overloaded, the ambient temperature is too high, or if there are issues with the cooling system. Excessive Load: If a motor is subjected to a load beyond its designed capacity, it can lead to increased heat generation and, eventually, burnout.

# HOW TO TEST WHETHER THE MOTOR CAN STORE ENERGY



Motor Current Signature Analysis: Was designed for rotor testing of induction motors. Voltage Drop Test: Requires that the motor is disassembled. A 115 AC voltage is applied to the rotor windings and the voltage drop is measured with a voltmeter across each coil. If there is a short, the voltage drop will vary more than 3%.



You can test a motor with a multimeter to see if the motor is getting any power. In this 3-Way Guide, we show you the 3 different tests you can do. So, it's a good idea to check the wires and connections before suspecting a problem with the motor. This method will check whether the motor circuit is closed or open with a simple continuity



In this How Do Batteries Store and Transfer Energy? activity, participants will build basic batteries from pennies and a salt/vinegar solution and test their batteries using LED lights and voltmeters. El X-59 enciende su motor por a?|



Energy stores . There are 8 energy stores where energy can be "kept": a?? chemical store (in a chemical reaction e.g. fuel + oxygen) a?? kinetic store (in a moving object) a?? gravitational store (due to the position of an object in a gravitational field) a?? elastic store (e.g. in a stretched or compressed spring) a?? thermal store (in a



FUTEK Rotary Torque Sensors include an encoder that converts the angular motion or relative position of a shaft into pulse signals employing an optical disk. Encoders measures rotational or angular speed (RPM), thus allowing accurate calculation of the output power ( $P_{out} = I^2 \cdot R$ ) and the motor efficiency.. FUTEK's Rotary Torque Sensor with Encoder offers a unique solution for a?|




# HOW TO TEST WHETHER THE MOTOR CAN STORE ENERGY



Electric motors are a vital part of plant operations. If they fail, then so can processes within the operation. If this happens then both time and revenue can be lost. During periods of site inactivity or when stored as a spare, correctly storing an electric motor is critical to keep the motor well-protected and in good working order.




These capacitors store electrical energy and provide a burst of power to start the motor. Over time, capacitors can degrade or fail, resulting in motor malfunction. You can check the electric motor capacitor by using a multimeter to measure its capacitance. If the reading is significantly lower than the rated capacitance, it indicates a



Check the voltmeter. If your battery is in good condition, the voltage should be between 12.4 and 12.7 volts. A reading lower than 12.4 volts means that your battery needs to be charged. If the reading is lower than 12.2 volts, "trickle a?|



Also, if it fails the extension test, check the cable or connector; if it fails the winding resistance test, replace the motor. Testing Three-phase AC Motors For testing a three-phase AC motor



how do high energy electrons from glycolysis and the krebs contribute to the formation of atp from adp in the etc a. high energy electrons interact with pyruvic acid to create a phosphate bond with adp, forming atp b. high energy electrons pass through the electron transport chain to supply the needed energy to synthesize atp from adp c. high energy electrons supply a negative charge a?|

# HOW TO TEST WHETHER THE MOTOR CAN STORE ENERGY



The motor finds ground through the blower motor resistor, then the speed switch, and then ground. 3) Power is switched with a relay. Or, carmakers can supply power to the motor and control blower speeds on the ground side of the circuit. See the wiring diagram for that setup below. Or, carmakers can opt for a motor resistor AND a high speed relay.