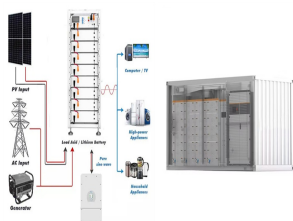


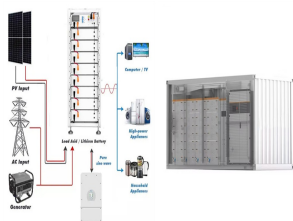
# LIQUID CONTROL BOX ACCUMULATOR STANDARD



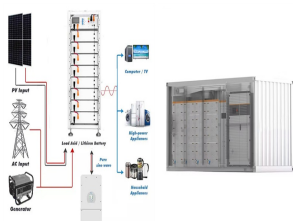
What is a bladder accumulator based on? ators are based on this principle. A bladder accumulator consists of a fluid section and a gas section with the bladder acting as the gas-tight separation element. The fluid around the bladder is connected to the hydraulic circuit so that the bladder accumulator draws in fluid when the pressure i



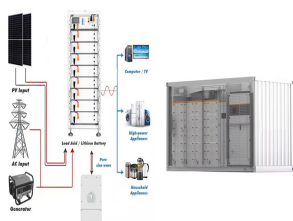
What is a HYDAC bladder accumulator? HYDAC bladder accumulators are based on this principle, using nitrogen as the compressible medium. A bladder accumulator consists of a fluid section and a gas section with the bladder acting as the gas-proof screen.



What is a high flow bladder accumulator? The flow optimised design of the standard oil valve enables the maximum possible operating fluid flow rate to increase to 25 l/s on this accumulator type. HYDAC high flow bladder accumulators, type SB330H, are high performance accumulators with a flow rate of up to 30 l/s. The fluid connection is enlarged to allow higher flow rates.



What is a standard bladder accumulator sb330/400/500/550 HYDAC? er Acc dder accumulator SB330/400/500/550HYDAC standard bladder accumulators consist of the pressure vessel, the flexible bladder with gas valve and the h draulic connection with check valve. The pressure vessels are seamless and ating fluid flow rate to increase cumulat rs with a flow rate of up to 30 l/s. The fluid port is

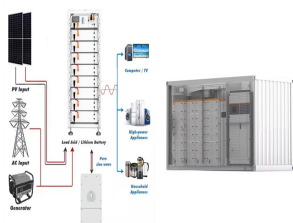


Do Hydra LIC accumulators store pressure energy? nottherefore store pressure energy. The compressibility of a gas is utilised in hydra lic accumulators for storing fluids. HYDAC bladder accumulators are based on this principle, using nitrogen as the compressible medium. A bladder accumulator consists of a fluid section and a gas section with the bladder acting

# LIQUID CONTROL BOX ACCUMULATOR STANDARD



How hydraulic accumulators store pressure energy? t therefore store pressure energy. The compressibility of a gas(nitrogen) is utilised in hydraulic accumulators for storing fluids. HYDAC bladder accumulators are based on this principle.A bladder accumulator consists of a fluid section and a gas section with the bladder acting a



This paper presents an accumulator liquid level estimation approach based on a nonlinear state observer combined with a gray-box dynamic model of the evaporator and accumulator. This approach affords virtual detection of the liquid level in real-time from refrigerant pressure and temperature measurements, which are readily available in modern vapor a?|



Liquid Controls (R). Since 1956, Liquid Controls (R) has been dedicated to providing high-quality flow meters and accessories for accurate liquid measurement in custody transfer applications. A combination of in-house engineered designs and a network of full-service distributors ensure customers around the world are supported with technology tailored to each industry's a?|



We supply all kinds of refrigeration spare parts,such as liquid receiver,oil separator,electrical control box,suction accumulator,base for condensing unit,fan, valve,etc. Request a quote now. The liquid receiver is used to store liquid refrigerant in the refrigeration system and is located after the condenser in the refrigeration system



Two standard capacities, 13 gallons and 125 gallons, are available for the 97125 Condensate Accumulator. Each unit can be provided for a working pressure up to 25 psig and is rigorously tested to confirm the structural integrity of the vessel. Consult factory for special designs.


# LIQUID CONTROL BOX ACCUMULATOR STANDARD



a?c Safety. A CE-approved accumulator has been manufactured to common safety standards which are universally recognised in EEA markets. a?c Cost. In place of the many national standards a?|



\*JIS: Japanese Industrial Standard R407C must be in a liquid state when charging, because it is a non-azeotropic refrigerant. For a cylinder with a syphon attached For a cylinder without a syphon attached Accumulator Control Box Accumulator Control Box 4-way valve Compressor



Accumulator can then be pre-charged to the required pressure. After long term storage (Water Glycol i!?uids): Ensure gas pre-charge pressure is vented and the accumulator is drained of excess system i!?uid. The accumulator can then be pre-charged to the required pressure. 3.3 Safety equipment It is essential that the accumulator is



Accumulator is a device used specifically for storage of liquid under pressure. As liquids, for all practical purposes, are incompressible, this objective is achieved by utilizing the compressibility of gases. A flexible rubber separator i.e., bladder is fitted into the accumulator shell. An inert gas - nitrogen - is filled into the bladder through a pressure valve to a pressure  $P$ . The bladder



3. Vapor compression system dynamic models. This section introduces two sets of dynamic models: a low-order dynamic model for the evaporator and accumulator set that is used in the liquid level estimator (referred to as control model), and a high-fidelity VCS model in support of simulation-based assessments of the proposed estimation and control strategies.

# LIQUID CONTROL BOX ACCUMULATOR STANDARD



When Accuracy Counts. LC SALUTES: "DAY IN THE LIFE" DOCUMENTARIES. LC Salutes is a campaign by Liquid Controls that honors the hard working men and women of our industry who keep the world fueled. We are honored to have spent some time on the road getting to know career fuelers, drivers, and ground support agents who have dedicated their career to safe, on a?



function of the accumulator is to control excess liquid of refrigerant or oil, preventing liquid. compression in the compressor cylinder. It also has the functions of filtering contaminants.



accumulators with a piston diameter a?JPY 355 mm must only be installed vertically. 1.5. TYPE OF INSTALLATION 1 litre, we recommend the use of two HYDAC accumulator supports, or more as appropriate, ideally in the cover area. See catalogue section: z Supports for Hydraulic Accumulators No. 3.502 1.6. ADVANTAGES OF HYDAC PISTON ACCUMULATORS



Moisture & Liquid \* Indicator. Liquid. Until the valve regains control, the accumulator plays a role in prevent- Parker offers standard accumulator models designed for application on heat pump and refrigeration systems from 1/4 ton (.88 kW) through 28.5 tons (100.2 kW). Liquid



Control Gear's Hydraulic Accumulator Services. We are proud to be among the top UK suppliers and service providers for hydraulic accumulators. Our services include: Supply of new bladder and piston accumulators. Accredited workshop a?

# LIQUID CONTROL BOX ACCUMULATOR STANDARD



z Standard bladder accumulator SB330/400/500/550 HYDAC standard bladder accumulators consist of the pressure vessel, the flexible bladder with gas valve and the hydraulic connection with check valve. The pressure vessels are seamless and manufactured from high tensile steel.

z Bladder accumulator SB330N The flow-optimised design of the standard



Hidraer BHP accumulators are made for mainly range for API plans, barrier fluid system pressurized by a bladder accumulator supplying clean liquid for pressurizing the seal. The barrier fluid and nitrogen are separated by a bladder which effectively prevents the nitrogen from a?



The control box contains a klixon relay, starting relay and capacitor; all designed and produced with Grundfos expert engineering and quality standards. Standard delivery: Grundfos SQE 3a?3 multi-stage, submersible pump is designed for domestic water supply, liquid transfer in tanks, irrigation and environmental applications. This



For zero-superheat and active charge control, accurate measurement or estimation of the accumulator liquid level is required. This paper presents an accumulator liquid level estimation approach based on a nonlinear state observer combined with a gray-box dynamic model of the evaporator and accumulator.



the accumulator hold - ing capacity should be approximately 50% of the system charge. At startup and after defrost the bulb of the TEV is warm. Until the valve regains control, the accumulator plays a role in prevent-ing liquid slugging of the compressor. The accumulator must also contend with off cycle refrigerant migration. At shut-

# LIQUID CONTROL BOX ACCUMULATOR STANDARD



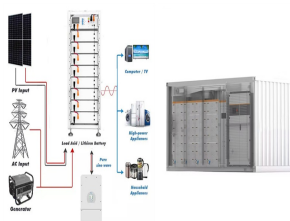
The effective control of the temperature and pressure in the working process is the main problem to be solved during the application of the system cooling a high power heat source. In this work, theoretical analysis, design and calculation of the liquid accumulator for the energy storage refrigeration system of 10 kW heat source with NH3 as the



Semantic Scholar extracted view of "Development of an accumulator liquid-level estimator to enable zero-superheat control and active charge management in vapor-compression systems" by Haopeng Liu et al. A robust gray-box modeling methodology for variable-speed direct-expansion systems with limited training data.



that Parker is the right partner for your motion and control application. 3 Parker Hannifin plc Cylinder Division Watford, Herts. Catalogue HY07-1240/UK Piston Accumulators A Series standard to all A Series piston accumulators. A mechanically opened and closed poppet-type gas valve cartridge, also rated at 350 bar, is available as an option.



Piston Accumulators Standard design 1. DESCRIPTION 1.1. FUNCTION Fluids are practically incompressible and cannot therefore store pressure energy. The compressibility of a gas (nitrogen) is utilised in hydraulic accumulators for storing fluids. zHYDAC piston accumulators are based on this principle. A piston accumulator consists of a fluid



Accumulator Standard Standard Standard Ball Bearing Fan Motor Yes {  
No No Compressor Start Assist Capacitor and Relay Yes \*\* Yes No  
Crankcase Heater Yes } Yes } No Evaporator Freeze Thermostat Yes } No  
No Hard Shutoff TXV Yes Yes Yes Isolation Relay Yes No No Liquid Line  
Solenoid Valve No See Long---Line Application Guideline No Motor  
Master



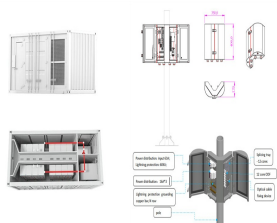
# LIQUID CONTROL BOX ACCUMULATOR STANDARD



Bladder Accumulators. Standard and Special Bladder Accumulators. Hydraulic Bladder Accumulators are devices that can store a volume of fluid energy utilising a compressible gas, predominantly Nitrogen (Oxygen Free). The bladder acts as the moveable barrier/membrane to separate the gas and liquid.



The remote console is composing of oil tank, pump group, accumulator group, manifold, various valves, instrument and electric control box, etc. The main function of the remote console is to generate high pressure control fluid by the pump group and store it in the accumulator group.



Danfoss has long been the industry standard for CO<sub>2</sub> pack and case controllers, Minimum Stable Superheat (MSS) for dry expansion and Adaptive Liquid Control (ALC) for systems with suction accumulators. Both algorithms adjust the injection to the evaporator based on factors such as operating conditions and load variations, optimizing the



Accumulator is a device used specifically for storage of liquid under pressure. As liquids, for all practical purposes, are incompressible, this objective is achieved by utilizing the compressibility of gases. A flexible rubber separator i.e., bladder is fitted into the accumulator shell. An inert gas - nitrogen - is filled into the bladder through a pressure valve to a pressure  $P$ . The bladder