


MAGNETIC FIELD ENERGY STORAGE WELDING



Lightweight structures in the automotive and transportation industry are increasingly researched. Multiple materials with tailored properties are integrated into structures via a large spectrum of joining techniques. Welding is a viable solution in mass scale production in an automotive sector still dominated by steels, although hybrid structures involving other ???



1. Introduction. In light of the current energy challenges, Thermal Energy Storage (TES) systems have gained significant attention. These systems play a crucial role in mitigating the disparity between energy supply and consumption and contribute to energy conservation [1]. Among the most efficient methods for storing thermal energy, Phase Change Materials ???



Owing to the capability of characterizing spin properties and high compatibility with the energy storage field, magnetic measurements are proven to be powerful tools for contributing to the progress of energy storage. In this review, several typical applications of magnetic measurements in alkali metal ion batteries research to emphasize the



Abstract. Significant attention has been directed to the need for a strong and lightweight welding technology for joining the NiTi shape memory alloys (SMAs) to stainless steel (SS). Dissimilar NiTi/SS joints suffer from the brittle and inevitable intermetallic compounds (IMCs) like TiFe, TiFe₂, and FeNi that are formed during the welding process. To tackle this ???



Magnetic Pulse Welding (MPW) is a solid-state process that uses electromagnetic pressure to accelerate one workpiece to produce an impact against another workpiece. The process is driven by the primary circuit. A significant amount of energy, usually between 5 and 200 kJ, (1,124- and 44,962-lb force) is stored in capacitors charged to a

MAGNETIC FIELD ENERGY STORAGE WELDING



The application of magnetic field in welding process has been proved to be effective in improving the mechanical properties of welded joints and is regarded as a practicable auxiliary welding method. Although the theoretical research on magnetic field-assisted welding is quite abundant, there is still a long way to go before a stable industrial



IMI equips the fabrication and welding industries with a range of powerful magnetic solutions, including lift magnets and welding supplies, to optimize processes. Browse products for Fabrication & Welding Browse Products Speak with an Expert Speak with an Expert



1. Introduction. The word record of highest magnetic field has been broken gradually with benefit of excellent current carrying capability of Second-Generation (2G) High Temperature Superconducting (HTS) materials [1], [2]. There is huge demand of 2G HTS materials in area of power system, for instance superconducting cable [3], transformer [4], fault ???



Every element of the formula for energy in a magnetic field has a role to play. Starting with the magnetic field (B), its strength or magnitude influences the amount of energy that can be stored in it. A stronger magnetic field has a higher energy storage capacity. The factor of the magnetic permeability (μ) is intriguing.



Magnetic pulse welding (MPW) is a joining method that uses Lorentz force generated from an electromagnetic field. This method not only has the advantage of not causing thermal deformation of the material and no by-products compared to the method of joining by melting by heat but also enables the joining of dissimilar metals rather than the joining of the ???

MAGNETIC FIELD ENERGY STORAGE WELDING



Low power density limits the prospects of lithium-ion batteries in practical applications. In order to improve the power density, it is very important to optimize the structural alignment of electrode materials. Here, we study the alignment of the graphite flakes by using a magnetic field and investigate the impact of the preparation conditions on the degree of ???



long-term operation, which ensures the consistency of the energy stored in the capacitor. This energy storage stud welding machine provides a reliable guarantee for the stability of welding quality. The input is a single-phase 220v AC three-wire system, and the wide voltage input is flexible in application, easy to move and high welding efficiency.



Instead, our system is maintenance-free. It harvests energy and operates itself," Monagle adds. To avoid using a battery, they incorporate internal energy storage that can include a series of capacitors. Simpler than a battery, a capacitor stores energy in the electrical field between conductive plates.




Table 1 shows the YS as per the experimentation to assess the role of Magnetic flux on weld. Sun et al. [36] introduced a unique dual magnetic pole system for thin gap welding. The setup significantly affects the nature of magnetic field lines and enhanced their uniformity. Belous [37] developed the working model of the "longitudinal-magnetic-field (LMF)" ???



The phase change process has diverse applications across various industries, encompassing metallurgy, heat storage, material processing, welding, geophysics, and energy transport. Researchers have identified natural convection as a significant factor influencing the dynamics of the phase change process.

MAGNETIC FIELD ENERGY STORAGE WELDING



This critical component supplies the energy needed to create a robust magnetic field, essential for propelling the flyer material. Typically operating with high-voltage, short-duration pulses, the generator's electrical parameters, such as current amplitude and duration (Figure 4), are meticulously adjusted to achieve the desired magnetic field



4 Electromagnetic pulse equipment The electromagnetic welding set-up consists of an energy-storage capacitor bank, a high-voltage charging power supply, a discharge circuit, a work coil and, if appropriate, a field shaper. When keeping the energy level constant, the magnetic field and hence the magnetic pressure will be higher when the



The magnetic pressure thus developed will also vary based upon the axial and circumferential position of a field shaper that may be used to increase the magnetic field intensity. Suitable identification of impact parameters???angle and velocity???is determined based on the material to be welded and corresponding energy required.




Magnetic field can be of permanent magnet or electro-magnet. Both magnetic fields store some energy. Permanent magnet always creates the magnetic flux and it does not vary upon the other external factors. But electromagnet creates its variable magnetic fields based on how much current it carries. The dimension of this electro-magnet is responsible to create ???



This includes materials that contain iron, nickel, or cobalt. These materials have high magnetic permeability, meaning they can easily absorb and redirect magnetic fields. When placed in the path of a magnetic field, ferromagnetic shields attract and channel the field lines, effectively reducing the magnetic field strength in the protected area.

MAGNETIC FIELD ENERGY STORAGE WELDING



joints is evaluated, and fields of application of this process are given.

Keywords: magnetic-pulse welding, directions of investigations, tubular products, equipment, weldability, fields of application of magnetic-pulse welding Magnetic-pulse welding (MPW) is used in industry in a course of several decades and its place in modern



This review introduces the application of magnetic fields in lithium-based batteries (including Li-ion batteries, Li-S batteries, and Li-O₂ batteries) and the five main mechanisms involved in promoting performance. This figure reveals the influence of the magnetic field on the anode and cathode of the battery, the key materials involved, and the trajectory of the lithium ???



Here, the welding torch remains stationary at the starting point while alternating current is supplied to the copper coil. This generates a magnetic field, directing a cusp-shaped field through the magnetic poles to the arc region, inducing molten pool oscillation until the arc fully penetrates the molten pool.



Through collecting, sorting, and analysing the research data of tungsten inert gas (TIG) welding in China and abroad, the modified TIG welding and ways to realise the improvement of the arc energy density are summarised. Based on the existing literature, two methods have been employed to improve the arc energy density. One is controlling and ???



4.2 Magnetic field module. The module is used for magnetic field analysis of welding equipment. Firstly, the spatial distribution of the magnetic field is solved by Maxwell's equation, and then the electromagnetic force acting on the flyer plate is calculated and transferred to the solid mechanic's module as an input load.

MAGNETIC FIELD ENERGY STORAGE WELDING



Chen et.al [35] attempted to introduce a pulsed magnetic field during the friction stir welding process, assisting ultra-high-speed friction stir welding of 1 mm thick 6061-T6 aluminum sheets with a pulsed magnetic field. They found that the weld nugget zone exhibited grain refinement and improved mechanical properties of the weld.



The base metal is 316 L (00Cr17Ni14Mo2) and the thickness of the stainless steel strip is 3 mm; the compositions of the stainless steel band are shown in Table 1. A high-frequency axial alternating magnetic field is added to the TIG welding arc by a high-frequency excitation device; the experimental device is shown in Fig. 1 and comprises a high-speed ???



Magnetic fields, due to their ability to exert forces on moving charged particles without physical contact, have been applied in welding processes to enhance welding quality [[1], [2], [3]] comparison to traditional welding, magnetic control welding has gained widespread attention for its ability to alter arc shape, weld seam geometry, and heat distribution [4].



additional magnetic field on the welding arc, a magnetic field generator that can produce high- and low-frequency axial magnetic fields has been developed, and the frequency of the external magnetic fields is shown in Table 3. In the experiment, the duty ratio of the alternating axial magnetic field is 50%. 3 Results and discussion 3.1 The arc



frequency magnetic field on arc shape. a No magnetic field. b Low-frequency magnetic field. c High-frequency magnetic field Fig.5 Droplet transfer and arc shape under magnetic field. a Small drop Fig. 4 The distribution of arc pressure transfer. b Projected transfer. c Rotating transfer. d Globular transfer 4266 Int J Adv Manuf Technol (2017) 91:4263

MAGNETIC FIELD ENERGY STORAGE WELDING



Table 2 Results of determining the magnetic field strength during contact arc-butt welding Brand of equipment, weldFrequency MF inten- Indicator of the Allowable welder's operat- MeasureWelding mode (cycle time, s) ing method, type of current range, Hz sity, A/m level of MF MFI ing time, hours (minutes) ment zone Pistol for welding studs 0.28