

# MONACO EIRGRID SMART GRID DASHBOARD



What is EirGrid's smart grid dashboard? Eirgrid's Smart Grid Dashboard provides data on Ireland's electricity grid. The dashboard can be viewed [here](#) . This repo contains scripts to: The following plots show examples of the analysis that can be implemented: Calculation of the annual average contribution of generated wind energy to overall generated energy from 2014 to 2020:



What is the smart grid dashboard? Switch your view between All Island,Ireland,and Northern Ireland data to compare and understand more about energy on our island. The Smart Grid Dashboard is an EirGrid Group web-based applicationthat enables users to view and compare some of the key all island power system statistics and graphs in one location.



What data can I See in EirGrid? You can partition data to see just data from the Republic,from the North,or all-island statistics. In this tab from the Eirgrid dashboard,you will be able to see the national electricity productionin real-time as well as its demand forecast.



What is the EirGrid grid code? Eirgrid plc has a set of rules they need to follow, as does anyone involved in the electricity industry in Ireland, this is known as the Grid Code. The Eirgrid Grid Code is always evolving and indicates the rules and guidelines which need to be followed for the maintenance, operation, and development of any electricity grid user.



How does EirGrid publish a carbon forecast? EirGrid Group publishes this carbon forecast in the form of a Carbon Clockon its Smart Grid Dashboard. On the Carbon Clock tab in the Smart Grid Dashboard,there will be two clocks showing the best and worst time to use electricity for the current day (Figure 1). The clock hands denote the current time.

# MONACO EIRGRID SMART GRID DASHBOARD



Who owns EirGrid? The Eirgrid group is owned by the Irish government. Under ISEM, the Eirgrid Group also owns SONI (System Operator of Northern Ireland) and operates the all-island distribution network. What Does Eirgrid Do? EirGrid develops and operates the electricity grid for Ireland.



Olivier Neu | Consumer Technology & Smart Grid Programme Executive. Dr Olivier Neu is a member of the Sustainable Energy Authority of Ireland (SEAI) Emerging Sectors Team as Executive of the Consumer Technology & Smart Grid Programme, which focuses mainly on developing a Smart Grid Roadmap to 2050, as well as on supporting and promoting smart ???



EirGrid is implementing a three-pronged strategy to develop a smart grid for Ireland. With the Government aiming to achieve 40 per cent of electricity from renewables by 2020, EirGrid is rolling out new infrastructure, technologies and solutions to deliver a smart grid. Its Grid25 plan, the "Delivering a Secure Sustainable Electricity System



EirGrid is Ireland's TSO, which stands for "Transmission System Operator". We plan, manage and develop Ireland's high-voltage electricity grid for a sustainable future. This grid is connected to the lower voltage distribution system managed by ESB Networks, Ireland's Distribution System Operator (DSO), which supplies power directly to homes and

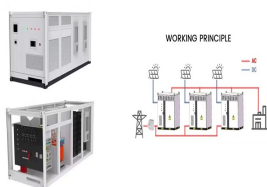


EirGrid Group 36,169 followers 2y Report this post Storm Dudley and Storm Eunice are impacting the wind generation in all-island. as shown in the graphic below. ????? You can track the wind output using The Smart Grid Dashboard: <https://lnkd/dAEYa6y2>. Explore the Smart Grid Dashboard smartgriddashboard 138

# MONACO EIRGRID SMART GRID DASHBOARD



We want to hear from third-level students with ideas of how the grid will need to change to allow for more renewable sources and less synchronous generation; including what policies will need to be in place, how the economy will be affected and how it will need to adapt, how technology can help achieve this goal, or any other relevant point of



EirGrid, the developer and operator of Ireland's electricity grid, commended the winners for their innovative solution to help change people's energy usage patterns for the better. Victorious team members Jack Brady, Ugochukwu Uzoukwu and Aleksandra Dozorova claimed the top prize of €2,000 for their proposal to optimise user activity



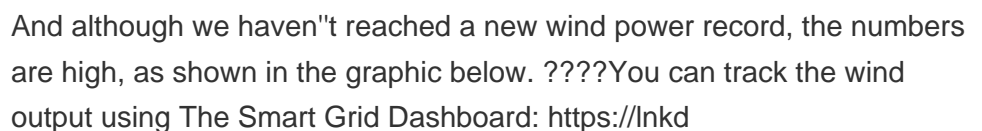
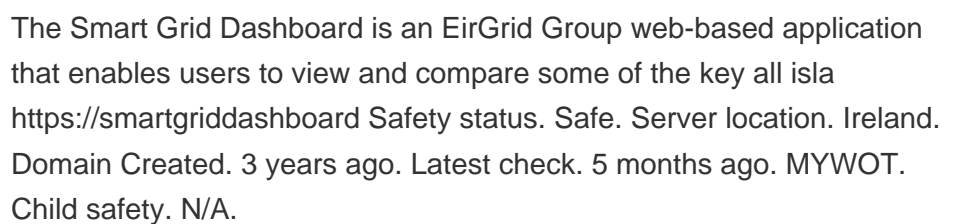
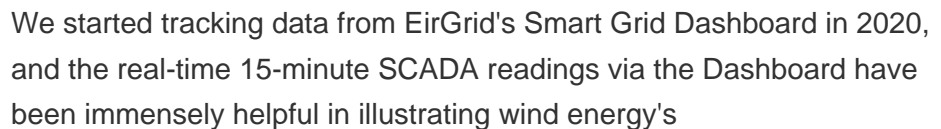
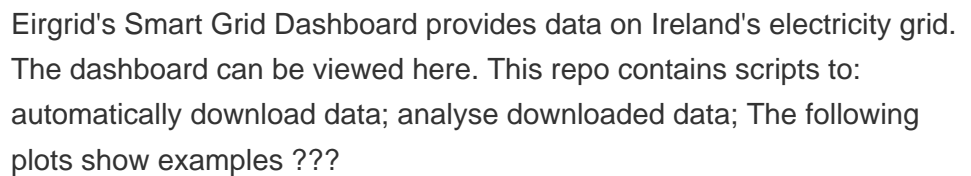
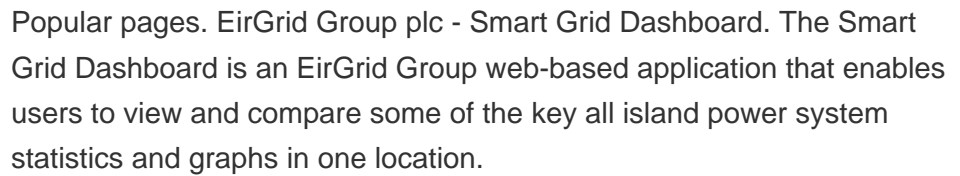
What Is The Eirgrid Dashboard? The Eirgrid dashboard is an online web app known as the "Eirgrid Smart Grid Dashboard". The dashboard allows users to see and compare all-island power system statistics and ???



Irish Grid Dashboard Green Collective's database is carefully compiled and cross-referenced from multiple public sources. This preview shows a breakdown of renewable generation along with total fossil-fuel generation at an hourly resolution from 2020 onwards.




Smart Grid dashboard. Learn about energy production, demand and consumption using the Smart Grid dashboard. The dashboard allows you to: Switch between all-island, Northern Ireland and Ireland, customise graphs by date and compare and download data to .csv options.



# MONACO EIRGRID SMART GRID DASHBOARD



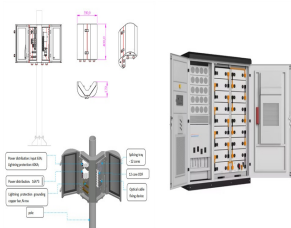
EirGrid Group 32,911 followers 1y Edited Report this post Last week, Ireland faced challenging circumstances due to very cold weather and low wind. A new record system peak of 5,527MW was set on the 14th of December, at 5.30 pm. There were also new record peaks in Ireland for Monday the 12th at 5.30 pm and at 1pm of 5,504MW and 5,024 MW



Smart Grid Ireland's industry and utility network members respond to the challenges of the energy transition towards a Net Zero carbon energy grid and network modernisation through innovation, enabling intelligent and efficient management of Ireland's energy networks. Supplying the



The Eirgrid dashboard is an online web app known as the "Eirgrid Smart Grid Dashboard". The dashboard allows users to see and compare all-island power system statistics and graphs, in one place. If you are in or interested in the energy sector, this smart grid dashboard is a great tool as it provides real, up-to-date information about



The Smart Grid Dashboard is an EirGrid Group web-based application that enables users to view and compare some of the key all island power system statistics and graphs in one location. {# #} Smart Grid Dashboard. Explore some of the most popular data for the island of Ireland. Learn about the demand on the energy system and see how much



EirGrid Public Databases: Smart Grid Dashboard . EirGrid uses the dashboard to publish key operational data across 7 key categories: ??? System demand ??? How demand is predicted, to ensure production levels meet electricity consumption. ??? System generation ??? Data about the total energy production on the system.

# MONACO EIRGRID SMART GRID DASHBOARD



CleanerGrid is a competition for third level students to use data from EirGrid's Smart Grid Dashboard and/or from the Single Electricity Market Operator (SEMO) website to create a digital prototype of a website, application or dashboard that will encourage citizens to be more mindful of their energy use at times of peak demand and encourage



??? EirGrid renewable data reports ??? EirGrid Smart Grid Dashboard  
??? Celtic Interconnector information page 80% 10 fast facts about EirGrid  
and the work we do System peak demand This grid is connected to the  
lower voltage distribution system managed by ESB Networks, Ireland's  
Distribution System Operator (DSO), which supplies