

SINT MAARTEN CETO TRANSIT GATE

ENERGY SPHERE DISPENSER



Is there a secure container at Ceto TG? Hi Pilots, I'm confused with one of the secure containers at the Ceto TG. When you enter Union through the gate there are two massive asteroids on your left. The first one has a small base in it which contains a secure container and an energy sphere socket.



Where is Ceto transit gate? Ceto Transit Gate is a site in the EMP Fields region of the Union system in Everspace 2. This location is the first Union location visited - it has several G&B structures including cargo transit processing, and has a Jump Gate to the Ceto system. Okkar patrols are present here. Located inside a radiation filled asteroid on the 'bottom' of the map.



Where is the second energy sphere dispenser? There is a second energy sphere dispenser located near those energy sockets. It's hidden in a literal hole in the ground right next to one of the sockets. How the hell did you even find this Post after 11 Months? XD Man, if two months freaked you out, this is gonna blow your mind. Yea if 11 months freaked you out, I'm with Citizenking.



Zharkov Border Control is a site in the Zharkov Border region of the Union system in Everspace 2. This location consists of transport & shipping stations, a few asteroids, and the official but inaccessible Jump Gate to Zharkov. Cartwright's Wake has the accessible jump gate. Okkar are present but it is not a protected area by their patrols. Three side missions have a role to play in ???




Ceto Orbit is a site in the "Deep Fields" region of the Ceto system in Everspace 2 in close orbit around the star. It consists of a very large asteroid, anchored to which is a colonial solar research station, with a few other smaller asteroids ???

SINT MAARTEN CETO TRANSIT GATE

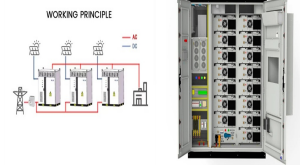
ENERGY SPHERE DISPENSER

System Topology



Located in base segment adjacent to puzzle 3, shoot Heat Sphere down pipe to access. Contains a Mainframe Expansion. 5-6 Secure Containers Located on gate interior, shoot buttons behind destructible panel, and bring Energy Sphere down pipe to access. Energy Sphere Dispenser on far end of pipe, behind debris, in another pipe. 7 Bulletproof Container

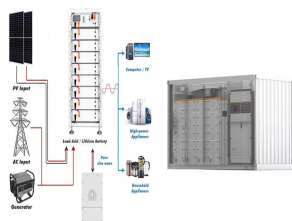
WORKING PRINCIPLE



The Energy Sphere Dispenser is in an asteroid and wreckage field somewhat opposite to the station, these are required for the Secure Containers, secrets 2 & 4. Cracked Asteroids ??? Ceto Transit Gate ??? Torn Station ??? Volta Nebula ??? Warship Remains. Ceto Abandoned Transit Point ??? The Gauntlet ??? Zharkov Border Control.



Travel back to the Union Bridge location where you can enter the Ceto Transit Gate. Once you're out on the other side, you'll have a new companion, the HIVE unit. The Autonomous Cargo Dispatcher is a useful upgrade if your inventory often gets too full. Now continue on over to Prescott Starbase where a man named Maddocks should be.



Ayres Relay Station is a site in the Ceto Supply Route region of the Union system in Everspace 2. This location consists of a trading station and a few destroyed station modules in orbit around Ayres. Power Core, & Energy Sphere ???



Emp Fields - Union Bridge - Ceto Transit Gate Emp Fields - Cracked Asteroids - Find All Hidden Ore Veins Emp Fields - Torn Station - Find The Hidden Stash Emp Fields - Volta Nebula Especially Energy Orbs and Nanotechnology. As for personal perks I recommend those Close Call - Safty net if something goes wrong Play it Safe - damage negation

SINT MAARTEN CETO TRANSIT GATE

ENERGY SPHERE DISPENSER



2MW / 5MWh
Customizable

Ceto Transit Gate is a site in the EMP Fields region of the Union system in Everspace 2. This location is the first Union location visited - it has several G& B structures including cargo transit processing, and has a Jump Gate to the ???




Sint Maarten Transit Visa application process for Travellers is quick and easy, as long as the necessary documents and information are provided accurately. By following these 4 steps, Travellers can ensure a ???



✓ 100% efficiency
✓ 100% uptime
✓ IP-Grade 44
✓ EMC AND EMI

The Ceto-side of Union's rim is haunted by a vast crimson anomaly. Due to its electromagnetic discharges, carriers who would have a tough time navigating the area prefer the more conservative route on the other side of the system. The Energy Orb dispenser is located toward the other end of the wreckage and behind a shield, find and shoot



LIQUID COOLING ENERGY STORAGE SYSTEM
EMS real-time monitoring
No container design
Flexible site layout

Cycle life
≥8000

Stored energy
200kwh

IP Grade
IP55

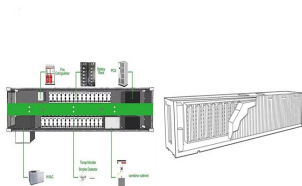
IIRC, the distance from the energy sphere dispenser to the furthest socket is over 8.8km. I had to use teleport device to make it through. The energy sphere dispenser should be in one big station that looks like a flower (yellow-colored). The games are similar to classic RPG games such as Baldur's Gate and Neverwinter Nights.




Rated Capacity
200kWh
Rated Energy
500kWh
IP Grade
IP55

To open it, grab an energy sphere from the dispenser near #2 and push it down the long tube that leads to the container. 2: Bulletproof Container: Located behind destructible panel, right next to the energy orb dispenser. Factions [] Cracked Asteroids ??? Ceto Transit Gate ??? Torn Station ??? Volta Nebula ??? Warship Remains. Ceto

SINT MAARTEN CETO TRANSIT GATE ENERGY SPHERE DISPENSER



Union Bridge is a site in the Home Turf region of the Ceto system in Everspace 2. One of the bean bags for the Edge of the Universe is located here, as well as the Primesense STA from the Trading Outpost for the In Transit main mission, ???



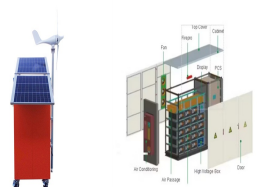
As the abandoned HIVE unit is still a bit wonky, you'll need to hack the gate. Follow the mission marker to the right side of the gate where a terminal is. Interacting with this will hack it and trigger another cutscene. After some time, a mysterious ship will show up and stun both Dax and the gate.



The Ceto-side of Union's rim is haunted by a vast crimson anomaly. Due to its electromagnetic discharges, carriers who would have a tough time navigating the area prefer the more conservative route on the other side of the system.



GATE Energy is a family of companies that provide scalable, fit-for-purpose services for the energy sector including engineering, commissioning, and specialty field services. Our philosophy is based on taking an operators perspective to a problem and not limiting ourselves to a specific discipline. We have expanded in Houston Texas, Louisiana



Destroy Fuel Tanks to uncover & destroy Shield Generator. Bring Protector Sphere (located under the satellite dish on other end of nearby tunnel) to access shaft. Destroy breakable fuel pipe & Shield generator in same room to reveal & enable access to Heat Sphere Dispenser 7 Valuable Shipwreck Located in larger ship wreckage behind some

SINT MAARTEN CETO TRANSIT GATE


ENERGY SPHERE DISPENSER



There are two energy sphere dispenser in Prescott. Are you speaking the one near Kato palace? Last edited by Waiwai; Apr 17, 2023 @ 5:38am #1. son-goku. Apr 17, 2023 @ 5:40am The dispenser is in the central area, where you also had tunnel to the shielded reactor with the two secured containers, about 2 km away from the socket.



De behoeften en mogelijkheden om de energietransitie vorm te geven op de Nederlandse eilanden in Caribisch gebied ??? Aruba, Cura?ao en Sint Maarten ??? zijn anders dan in Europa. In dit onderzoek is er gekeken naar verduurzaming van de elektriciteitssystemen en wegtransport op deze eilanden en de kosten die dit met zich meebrengt.



Noah Damaris Starport is a site in the Zharkov Supply Route region of the Union system in Everspace 2. This location consists of a large station in orbit around Damaris. The station itself is a large ring with a central circular structure around a the middle of a central vertical rod/antennae. There are several spokes going out of the ring horizontally, three of which have landing ???



Located in the back side of an asteroid, somewhat close to the jump gate. 2: Secured Container: Located in same location as puzzle 1, Energy Sphere Dispenser on other side of same asteroid. 3: Bulletproof Container: Located in wreckage near the white cloud light source, hidden behind debris. 4: Secured Container