


SPARK ENERGY PUERTO RICO



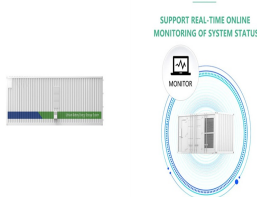
November Weather in Culebra Puerto Rico. Daily high temperatures decrease by 2°F, from 86°F to 85°F, rarely falling below 82°F or exceeding 89°F.. Daily low temperatures are around 77°F, rarely falling below 73°F or exceeding 80°F.. For reference, on August 5, the hottest day of the year, temperatures in Culebra typically range from 80°F to 88°F, while on January 22, the ???



December Weather in Vieques Puerto Rico. Daily high temperatures are around 83°F, rarely falling below 80°F or exceeding 86°F.. Daily low temperatures are around 74°F, rarely falling below 71°F or exceeding 77°F.. For reference, on August 25, the hottest day of the year, temperatures in Vieques typically range from 79°F to 88°F, while on January 23, the coldest ???



By Joan Tupponce. The U.S. territory of Puerto Rico endured catastrophic power issues in the wake of hurricanes in 2017 and 2022. This summer, Virginia Commonwealth University student Amany Bouali had the opportunity to learn more about the aftermath of the destruction and how it affected the lives and livelihood of residents of the Caribbean island.



The average daily incident shortwave solar energy experiences some seasonal variation over the course of the year. The brighter period of the year lasts for 1.9 months, from March 4 to May 2, with an average daily incident shortwave energy per square meter above 6.5 kWh. The brightest month of the year in Isabela is April, with an average of 6.



January Weather in Dorado Puerto Rico. Daily high temperatures are around 83°F, rarely falling below 80°F or exceeding 86°F..The lowest daily average high temperature is 83°F on January 21.. Daily low temperatures are around 71°F, rarely falling below 68°F or exceeding 74°F..The lowest daily average low temperature is 71°F on January 26.. For reference, on August 4, the hottest ???

SPARK ENERGY PUERTO RICO



The average daily incident shortwave solar energy experiences some seasonal variation over the course of the year. The brighter period of the year lasts for 1.9 months, from March 5 to May 2, with an average daily incident shortwave energy per square meter above 6.6 kWh. The brightest month of the year in Bayamon is April, with an average of 7.



June Weather in Culebra Puerto Rico. Daily high temperatures are around 87°F, rarely falling below 84°F or exceeding 90°F.. Daily low temperatures are around 79°F, rarely falling below 76°F or exceeding 81°F.. For reference, on August 5, the hottest day of the year, temperatures in Culebra typically range from 80°F to 88°F, while on January 22, the coldest day of the year, ???



The average daily incident shortwave solar energy experiences some seasonal variation over the course of the year. The brighter period of the year lasts for 1.9 months, from March 5 to May 2, with an average daily incident shortwave energy per square meter above 6.6 kWh. The brightest month of the year in Dorado is April, with an average of 7.0



February Weather in San Juan Puerto Rico. Daily high temperatures are around 83°F, rarely falling below 80°F or exceeding 87°F.. Daily low temperatures are around 72°F, rarely falling below 69°F or exceeding 75°F.. For reference, on August 20, the hottest day of the year, temperatures in San Juan typically range from 78°F to 89°F, while on January 25, the coldest ???



Over the course of May in Puerto Rico, the length of the day is gradually increasing om the start to the end of the month, the length of the day increases by 20 minutes, implying an average daily increase of 41 seconds, and weekly increase of 4 minutes, 44 seconds.. The shortest day of the month is May 1, with 12 hours, 49 minutes of daylight and the longest day is May 31, with 13 ???

SPARK ENERGY PUERTO RICO



The average daily incident shortwave solar energy experiences some seasonal variation over the course of the year. The brighter period of the year lasts for 1.9 months, from March 4 to May 2, with an average daily incident shortwave ???



Summer Weather in San Juan Puerto Rico. Daily high temperatures are around 88°F, rarely falling below 85°F or exceeding 91°F. The highest daily average high temperature is 89°F on August 24.. Daily low temperatures are around 77°F, rarely falling below 75°F or exceeding 80°F. The highest daily average low temperature is 78°F on August 6.. For reference, on ???



The average daily incident shortwave solar energy experiences some seasonal variation over the course of the year. The brighter period of the year lasts for 1.9 months, from March 4 to May 2, with an average daily incident shortwave energy per square meter above 6.5 kWh. The brightest month of the year in Hatillo is April, with an average of 6.



The average daily incident shortwave solar energy experiences some seasonal variation over the course of the year. The brighter period of the year lasts for 1.9 months, from March 6 to May 2, with an average daily incident shortwave ???



The average daily incident shortwave solar energy experiences some seasonal variation over the course of the year. The brighter period of the year lasts for 1.9 months, from March 6 to May 2, with an average daily incident shortwave energy per square meter above 6.6 kWh. The brightest month of the year in Caguas is April, with an average of 7.0

SPARK ENERGY PUERTO RICO



The average daily incident shortwave solar energy experiences some seasonal variation over the course of the year. The brighter period of the year lasts for 1.9 months, from March 4 to May 2, with an average daily incident shortwave energy per square meter above 6.5 kWh. The brightest month of the year in Aguadilla is April, with an average of



February Weather in Rinc n Puerto Rico. Daily high temperatures are around 82 F, rarely falling below 80 F or exceeding 85 F. The lowest daily average high temperature is 82 F on February 5.. Daily low temperatures are around 71 F, rarely falling below 68 F or exceeding 73 F.. For reference, on August 16, the hottest day of the year, temperatures in Rinc n typically range ???



The average daily incident shortwave solar energy experiences some seasonal variation over the course of the year. The brighter period of the year lasts for 1.9 months, from March 6 to May 3, with an average daily incident shortwave energy per square meter above 6.6 kWh. The brightest month of the year in Vieques is April, with an average of 7.

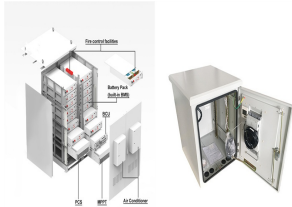


The average daily incident shortwave solar energy experiences some seasonal variation over the course of the year. The brighter period of the year lasts for 1.9 months, from March 4 to May 2, with an average daily incident shortwave energy per square meter above 6.5 kWh. The brightest month of the year in Lares is April, with an average of 6.9 kWh.



The average daily incident shortwave solar energy experiences some seasonal variation over the course of the year. The brighter period of the year lasts for 1.9 months, from March 4 to May 2, with an average daily incident shortwave energy per square meter above 6.6 kWh. The brightest month of the year in Utuado is April, with an average of 7.0

SPARK ENERGY PUERTO RICO



Jan Feb Mar Apr May Jun Jul Aug Sep Oct Nov Dec 0% 0% 20% 20% 40% 40% 60% 60% 80% 80% 100% 100% Now Now Puerto Rico Puerto Rico Orlando Orlando The percentage chance that a given day is within the growing season, defined as the longest continuous period of non-freezing temperatures (??? 32°F) in the year (the calendar year in the Northern



The average daily incident shortwave solar energy experiences some seasonal variation over the course of the year. The brighter period of the year lasts for 1.9 months, from March 5 to May 2, with an average daily incident shortwave energy per square meter above 6.6 kWh. The brightest month of the year in Guayama is April, with an average of 7.



In Puerto Rico, community-driven projects are paving the way for stronger energy resilience solutions. Due to the increased vulnerability to natural disturbances and uncertainties related to the power grid, people who ???



Provide all necessary information to assist Spark Energy in assessing your claim. Contact us to avoid equipment damage in the event of a power failure. Puerto Rico +1; Qatar (??<?????????????) +974; R?union (La R?union) +262; Romania (Rom?nia) +40; Russia (? ? 3/4 ?????,??) +7; Rwanda +250; Saint Barth?lemy +590; Saint Helena +290; Saint



A growing number of Puerto Rican government officials on Thursday demanded answers from two private electric companies as the U.S. territory struggles with persistent power outages. Tens of