


STORAGE MODULUS CURVES INTERSECT



Translating the line with the slope of secant modulus to the strain 0.2% point and extending the line to intersect the stress-strain curve, the offset strength is determined as the stress corresponding to the Storage modulus E'' is a measure of the elastic character of the material and describes the ability to store potential energy and



CSR and CSS preset profiles for flow curves (Figure 3.3): Preset rotational speed or shear-rate ramp, usually ascending or descending in steps Storage modulus G'' represents the stored deformation energy and loss modulus G''' characterizes the deformation energy lost (dissipated) through internal friction when flowing. Viscoelastic solids



In this study, nanoparticles were suspended in L-AN32 total loss system oil. The thixotropic yield behavior and viscoelastic behavior of ferrofluid were analyzed by steady-state and dynamic methods and explained according a?



In the simplest viscoelastic models, the intersection $G''=G'''$ occurs at $\omega\tau=1$ where τ is the relaxation time. This is the case for the simple Maxwell model, or the UCM (Upper Convected



In this study, nanoparticles were suspended in L-AN32 total loss system oil. The thixotropic yield behavior and viscoelastic behavior of ferrofluid were analyzed by steady-state and dynamic methods and explained according to the microscopic mechanism of magneto-rheology. The Herschela??Bulkley ($Ha??B$) model was used to fit the ferrofluid flow curves, and the a?

STORAGE MODULUS CURVES INTERSECT



The intersection of the G'' and G''' curves as functions of strain (the characteristic modulus) is unambiguous but consistently gave the highest values of the yield stress and yield strain; this is to be expected, since the material must have already yielded in order to experience the observed increase in the dissipative modulus G''' , and this




Download scientific diagram | Loss (G''') and storage modulus (G'') curves in an amplitude sweep test for agar gels containing 2 % or 4 % agar and 0.1 mol/L NaCl. from publication: Comparison of



non-linear and the storage modulus declines. So, measuring the strain amplitude dependence of the storage and loss moduli (G'' , G''') is a good first step taken in characterizing visco-elastic behavior: A strain sweep will establish the extent of the material's linearity. Figure 7 shows a strain sweep for a water-base acrylic coating.



Inflexion point in storage modulus curve (III) (by drawing the two tangent and locating the intersection point). 3. A separate storage modulus curve for each specimen can be found in supplementary material (fig. S1(a-m)). Fig. 4. Storage modulus versus temperature plots for a sample PC-1 b all 13 samples.



Up-to-date predictive rubber friction models require viscoelastic modulus information; thus, the accurate representation of storage and loss modulus components is fundamental. This study presents two separate empirical formulations for the complex moduli of viscoelastic materials such as rubber. The majority of complex modulus models found in the a?]



Download scientific diagram | Angular frequency (ω) and storage modulus (G'') at the intersection of modulus curves. from publication: Effect of Material Properties on the Foaming Behaviors of PP

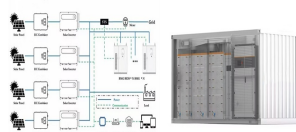
STORAGE MODULUS CURVES INTERSECT



Delta refers to the phase lag, the amount of time between application of stress and the observation of maximum strain. You may remember that a sine curve and cosine curve are out of phase with each other. Storage modulus is described as being proportional to $\cos \delta$ whereas loss modulus is proportional to $\sin \delta$.



When a Hookean solid is stretched, the strain $\epsilon(t)$ will instantly increase proportionally to the stress to $\epsilon(t=0)$; see Fig. 1a(3). $\epsilon(t)$ will remain constant until the stress is removed at $t = t_s$, at which time all the strain is recovered and $\epsilon(t_s) = 0$. For a viscoelastic material under a constant applied stress, the strain $\epsilon(t)$ shows a delay in response to the σ



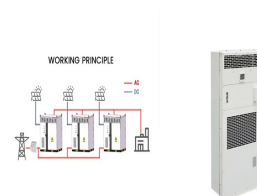
Effect of the cross-linker content on the storage modulus (G') (a), loss modulus (G'') (b), and loss factor ($\tan \delta$) (c) of the as-prepared PAAm hydrogels prepared at an AAm concentration of 2.5



The curves of storage and loss modulus intersect after 726 minutes. The volume decrease up to this point is 2.5 %. Due to the assumption that the adhesive, as a viscoelastic fluid, cannot transfer any forces, only the volume decrease from the gel point up to the fully cured adhesive is relevant, which in the case considered is 0.7 %.



Download scientific diagram | Variation curves of storage modulus, G' (solid symbol) and loss modulus, G'' (open symbol) of the composite gel system with angular frequency (ω) under



The variation trends of the storage modulus G' and loss modulus G'' of silicone oil-based magnetic liquid in the linear viscoelastic region under different magnetic fields with frequency are shown in Fig. the two modulus curves intersect again. The glass transition occurs in the interior

STORAGE MODULUS CURVES INTERSECT

of the ferrofluid,

STORAGE MODULUS CURVES INTERSECT



Figure 3. Storage and complex modulus of polystyrene (250 °C, 1 Hz) and the critical strain (13 c). The critical strain (44%) is the end of the LVR where the storage modulus begins to decrease with increasing strain. The storage modulus is more sensitive to the effect of high strain and decreases more dramatically than the complex modulus.




The curves show the performance of ISD 113 Damping Polymer plotted against temperature and frequency in the form of a reduced temperature nomograph, 3. From this intersect, go vertically up and/or down to intersect the shear (storage) modulus and loss factor curves. 4. From this intersect, follow horizontally to the LEFT vertical scale and



Loss tangent ($\tan \delta$) is a ratio of loss modulus to storage modulus, and it is calculated using the Eq. (4.19). For any given temperature and frequency, the storage modulus (G'') will be having the same value of loss modulus (G') and the point where G'' crosses the G' the value of loss tangent ($\tan \delta$) is equal to 1 (Winter, 1987; Harkous et al



Storage and Loss Modulus Master Curves for Polybutadiene at Reference Temperature $T_0 = 25^\circ\text{C}$. 7 10. Linear Viscoelasticity EFFECTS OF MOLECULAR STRUCTURE 6. Storage and Loss Moduli for Polystyrene L15 with $M_w = 215000$. 11 11. Linear Viscoelasticity EFFECTS OF MOLECULAR STRUCTURE 7.



Download scientific diagram | Frequency scanning modulus curve of FF at different temperatures: (a) storage modulus curve; (b) loss modulus curve; (c) comparison of the intersection points of the



One way that we can try to predict the lifetime of materials is by looking at empirically determined S-N curves. S is the stress amplitude so the difference between the maximum and minimum applied stress. N is again the number of cycles. We can look at the curve and determine when the

STORAGE MODULUS CURVES INTERSECT

material will fail. Figure (PageIndex{15}): Fatigue S-N

STORAGE MODULUS CURVES INTERSECT



This is done using the graphical intersection of two lines drawn tangent to the E'' curve. First, a tangent is drawn along a selected part of the curve before the transition. As shown, the master curve projects the PET storage modulus over a dramatically wider frequency range than used for the experiment. Although the preceding discussion



The physical meaning of the storage modulus, G' and the loss modulus, G'' is visualized in Figures 3 and 4. The specimen deforms reversibly and rebounds so that a significant of energy is recovered (G''), while the other fraction is dissipated as heat (G'') and cannot be used for reversible work, as shown in Figure 4.



Flow Curves. Flow curves (steady shear flow) describe the rheological behavior of a material, more specifically the dependency of the viscosity on the applied shear rate. However, the slope of the storage modulus is steeper, which eventually leads to the two values crossing and the occurrence of the gel-sol transition. The crossover point



We've been discussing storage modulus and loss modulus a lot in the last few days. These were two properties that I found really difficult to get to grips with when I was first learning rheology, so what I'd like to do is to try and give you a sense of what they mean. Not so much mathematically a?



Loss (G'') and storage (G') modulus curves for the liners cured with 9% isophorone diisocyanate (IPDI) at three different temperatures (7, 25 and 60°C) did not intersect during the tested period