

# STORAGE MODULUS LETTER REPRESENTATION



What is a storage modulus? The storage modulus is a measure of how much energy must be put into the sample in order to distort it. The difference between the loading and unloading curves is called the loss modulus,  $E''$ . It measures energy lost during that cycling strain. Why would energy be lost in this experiment? In a polymer, it has to do chiefly with chain flow.



What is the difference between storage modulus and dynamic loss modulus? The storage modulus is often times associated with a stiffness of a material and is related to the Young's modulus,  $E$ . The dynamic loss modulus is often associated with an internal friction and is sensitive to different kinds of molecular motions, relaxation processes, transitions, morphology and other structural heterogeneities.



What are storage and loss modulus in amplitude sweep? Storage and loss modulus as functions of deformation show constant values at low strains (plateau value) within the LVE range. Figure 3: Left picture: Typical curve of an amplitude sweep: Storage and loss modulus in dependence of the deformation.



How do you find the dynamic modulus of a shear strain? provided that the shear strain changes according to a sine law, i.e.,  $\gamma(t) = \gamma_0 \sin \omega t$ . The quantities  $G'$  and  $G''$  are called the storage and loss moduli, respectively.  $G' = G \cos^2 \delta$  and  $G'' = G \sin^2 \delta$  is the dynamic modulus.



What is storage modulus in tensile testing? Some energy was therefore lost. The slope of the loading curve, analogous to Young's modulus in a tensile testing experiment, is called the storage modulus,  $E'$ . The storage modulus is a measure of how much energy must be put into the sample in order to distort it.

# STORAGE MODULUS LETTER REPRESENTATION



What is a dynamic modulus of a polymer? These properties may be expressed in terms of a dynamic modulus, a dynamic loss modulus, and a mechanical damping term. Typical values of dynamic moduli for polymers range from  $10^6$  to  $10^{12}$  dyne/cm<sup>2</sup> depending upon the type of polymer, temperature, and frequency.



mechanically are shown by diamonds, solid for the storage modulus, and open for the loss modulus. Data obtained optically are shown by lines, solid for the storage modulus, and dashed for the loss modulus. The open circles represent  $G''_{ssd}$ , and are plotted on the same frequency scale. The mean square displacement, measured with DWS, is shown



The main takeaways from this chapter are: We can represent all kinds of objects we want to use as inputs and outputs using binary strings. For example, we can use the binary basis to represent integers and rational numbers as binary strings (see Section 2.1.1 and Section 2.2).. We can compose the representations of simple objects to represent more complex objects.

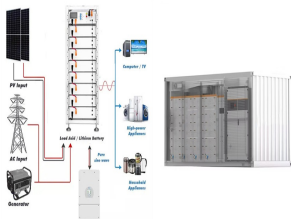


$G'$  and  $G''$  are called the storage and loss moduli, respectively. Equation (1) can be also represented in the form  $I(t) = I_0 \sin(I\omega t + \phi)$ , (2) where  $I_0 = GD(I)/I_0$  is the shear stress amplitude,  $GD(I) = G'(I)^2 + G''(I)^2$  is the dynamic modulus. In many practical applications, monitoring changes of  $G'$  and  $G''$  occurring in response to changes of



Generalization of the dynamic modulus and the loss angle in LAOS, as it was observed by Rogers [21], it is still possible to define a value of the dynamic modulus  $GD(I, I_0) = I_0$ , (58) where  $I_0 = \max I(t)$  is the stress amplitude.  $12 \ 100 \ d???(d???) \ 50 \ 0 \ I? \ 50 \ I? \ 100 \ 0 \ 6 \ 0 \ I?d??!d??' \ 0.25 \ d?? \ 3/4 \ I?6 \ d?? \ 3/4 \ (d??!) \ 0.5 \ \text{Time (s)} \ 0.75 \ d??! \ a?$

# STORAGE MODULUS LETTER REPRESENTATION



i 1/4 ?storagemodulusi 1/4 ?,a??i 1/4 ?i 1/4 ?i 1/4 ?i 1/4 ?i 1/4 ?i 1/4 ?i 1/4 ?i 1/4 ?i 1/4 ?storage modulus ,a??



A greater reduction in the storage modulus ( $E'$ ) was observed for the composites SNaPZT1 and SNaPZT3, around 24.0% and 13.0%, respectively, which indicates a smaller interference of these PZT



Download scientific diagram | Double logarithmic representation of (a) storage and (b) loss modulus vs angular frequency for [Bmim][BF<sub>4</sub>] at temperatures from - 87 to - 77 °C. (c) Master curve



Now a purely viscous fluid would give a response  $\gamma(t) = \gamma_0(t) = \gamma_0 \cos(\omega t)$  and a purely elastic solid would give  $\gamma(t) = G_0 \gamma(t) = G_0 \sin(\omega t)$ : We can see that if  $G_0 = 0$  then  $G_0$  takes the place of the ordinary elastic shear modulus  $G_0$ : hence it is called the storage modulus, because it measures the material's ability to store elastic energy.



1. The storage modulus is derived through a combination of experimental methods, mathematical representation, and material characterization, emphasizing the material's ability to store elastic energy during deformation.

# STORAGE MODULUS LETTER REPRESENTATION




Storage modulus ( $E''$ ), loss modulus ( $E''$ ), and  $\tan \delta$  (the ratio of  $E''/E''$ ) as a function of temperature for (a) GCS and (b) SGA. (c) Storage modulus (blue), loss modulus (black) and damping ratio



The glass transition temperature can be determined using either the storage modulus, complex modulus, or  $\tan \delta$  (vs temperature) depending on context and instrument; because these methods result in such a range of values (Figure (PageIndex{6})) , the method of calculation should be noted.



Question: Establish a representation of the storage modulus, the  $\tan \delta$  ( ) modulus of loss and the frequency dependent for the following models (adjacent figure): (i) Maxwell:  $\frac{1}{3/4} = 1 \text{ GPa}$  and  $\frac{1}{s} = 0.1 \text{ GPa.s}$  (ii) Standard linear solid :  $\frac{1}{3/4} = 2 \text{ GPa}$ ,  $\frac{1}{s} = 0.1 \text{ GPa}$ ,  $\frac{1}{s} = 1 \text{ GPa.s}$



Graphical Representation Elasticity Moduli [Click Here for Sample Questions] A Modulus is the slope of a straight-line part of the stress. Focusing on the elastic region, the slope between the two stress-strain points determines the change in stress divided by the change in strain.



The rheological representation of this material model is shown in Figure 3-13: Figure 3-13: The Burgers model with fractional derivatives. The deviatoric stress in the main branch is computed as. where the shear storage modulus  $G''$  and the shear loss modulus  $G'''$  are defined for the generalized Maxwell model as. and . for the SLS model as.

# STORAGE MODULUS LETTER REPRESENTATION



This paper presents the effect of the micro-sized particles on the storage modulus and durability characteristics of magnetorheological elastomers (MREs). The initial phase of the investigation is to determine any associations among the microparticles' weight percent fraction (wt%), structure arrangement, and the storage modulus of MRE samples. In a?



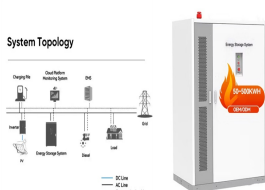
$m = 1; 3; \dots$ , while the generalized storage and loss moduli are indicated using letter subscripts. II. SHEAR STRAIN-CONTROL LAOS: RELATION BETWEEN THE FT AND SD APPROACHES Let us assume that the shear strain input is represented as a sine wave  $(t) = 0 \sin t$ ; (3) so that the strain rate is given by  $_{(t)} = ! 0 \cos t$ : (4)



The storage modulus  $G$  a<sup>2</sup> from the data and the SGR model match each other well even up to  $l? / l? 0$  a<sup>1/4</sup> 1 where we cannot expect good agreement. This promising behavior also gives us the interpretation that mechanistically the cytoskeleton possesses a linear loga??log relaxation-time spectrum and further that for the storage modulus the cytoskeleton is well modeled by the a?



Loss tangent ( $\tan \delta$ ) is a ratio of loss modulus to storage modulus, and it is calculated using the Eq. (4.19). For any given temperature and frequency, the storage modulus ( $G'$ ) will be having the same value of loss modulus ( $G''$ ) and the point where  $G'$  crosses the  $G''$  the value of loss tangent ( $\tan \delta$ ) is equal to 1 (Winter, 1987; Harkous et al



Storage modulus  $E'$  a?? MPa Measure for the stored energy during the load phase Loss modulus  $E''$  a?? MPa Measure for the (irreversibly) dissipated energy during the load phase due to internal friction. Loss factor  $\tan \delta$  a?? dimension less Ratio of  $E''$  and  $E'$ ; value is a measure for the material's damping behavior:

# STORAGE MODULUS LETTER REPRESENTATION



We've been discussing storage modulus and loss modulus a lot in the last few days. These were two properties that I found really difficult to get to grips with when I was first learning rheology, so what I'd like to do is to try and give you a sense of what they mean. Not so much mathematically a?



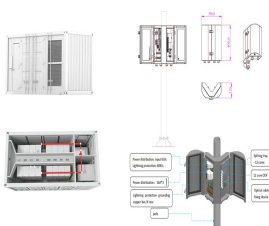
$E^*$ , complex modulus  
 $E'$ , storage modulus  
 $E''$ , loss modulus  
 $E' = E^* \cos \delta$   
 $E'' = E^* \sin \delta$   
 $E' = \sqrt{E'^2 + E''^2}$



The storage modulus (stiffness) provides a measure of elastic energy stored in the material, the loss modulus (energy absorption or damping) refers to the amount of energy dissipated in the form of heat in each cycle of the sinusoidal deformation, while the ratio of the loss modulus to the storage modulus gives the damping factor.



In rheology, a high-frequency modulus plateau refers to a region in the frequency sweep where the storage modulus ( $G'$ ) remains relatively constant over a range of frequencies.



non-linear and the storage modulus declines. So, measuring the strain amplitude dependence of the storage and loss moduli ( $G'$ ,  $G''$ ) is a good first step taken in characterizing visco-elastic behavior: A strain sweep will establish the extent of the material's linearity. Figure 7 shows a strain sweep for a water-base acrylic coating.

# STORAGE MODULUS LETTER REPRESENTATION

---



What it doesn't seem to tell us is how "elastic" or "plastic" the sample is. This can be done by splitting  $G^*$  (the "complex" modulus) into two components, plus a useful third value:  $a?$