

SWITZERLAND ENERGY PORT



Does Switzerland have seaports? Switzerland does not have seaports but inland river ports which are the sub-ports of the main port of Basel. The port of Basel is strategically located at the heart of Europe and despite being a river port, it contributes significantly to the Swiss economy by handling the majority of Swiss exports and imports.



Who manages the Swiss ports? The Swiss ports are operated and managed by the Swiss Rhine Ports. This body also undertakes maintenance and development of infrastructural facilities, expansion projects, investment, marketing and communication services in the Swiss ports. The Basel Port is Switzerland's most important river port.



What is the port of Switzerland? Port of Switzerland is the national transport hub along the freight corridor Rotterdam - Basel - Genoa. Our three ports, Basel-Kleinmünchen, Birsfelden and Muttensz Auhafen, handle six million tons of goods and more than 120 000 containers per year. This corresponds to 10% of all Swiss imports.



What type of energy is used in Switzerland? Most energy consumed in Switzerland is in the form of petroleum and motor fuels (43%), followed by electricity (26%) and gas (15%). Most of this energy is used by private households and transport (each one third), while manufacturing and services each account for just under one fifth.



What is Switzerland's energy strategy? Switzerland's energy relies mainly on hydroelectric, nuclear, and natural gas, as well as imported petroleum for cars since Switzerland produces no fossil fuels. Launched in 2011, the 2050 Energy Strategy aims to shift towards sustainable energy practices, achieving climate neutrality and reducing reliance on fossil fuels.




Where does the oil come from in Switzerland? The Port of Basel receives more than 10% of the Swiss imports coming from the seaports of Antwerp, Rotterdam and Amsterdam. Also, about 30 to 40% of mineral oil comes to Switzerland through the Swiss ports. The port is well equipped

SWITZERLAND ENERGY PORT

with huge silos for storing grains, storage tanks for petrol and mineral oil as well as containers.

SWITZERLAND ENERGY PORT



2 ? Weltweit vernetzt ??? global im Gesch?ft, lokal vor Anker.

Schweizerischen Rheinh?fen ??? Port of Switzerland in Basel, Muttentz und Birsfelden. Die Schweizerischen Rheinh?fen (SRH) wurden 2008 aus der Zusammenlegung der Rheinh?fen Basel-Landschaft und der Rheinschiffahrtstriedktion Basel-Stadt gebildet. So konnten sich die SRH im regionalen, ???



The Quadrolith Neuhoferstrasse 22 6340 Baar Switzerland +41 (0)41 747 2300 Get route connections. VARO Energy Direct Sales SA. Chemin de Longeraie 1 1312, Ecl?pens Switzerland VARO Energy Tankstorage B.V. World Port Center Wilhelminakade 919 3072 AP ???



W; Energy; Switzerland Energy; Switzerland Energy. See also:

Switzerland Electricity Energy Consumption in Switzerland. Switzerland consumed 1,171,749,700,000 BTU (1.17 quadrillion BTU) of energy in 2017. This represents 0.20% of global energy consumption. Switzerland produced 557,571,118,000 BTU (0.56 quadrillion BTU) of energy, covering 48% of its annual ???




Port of Switzerland, together with RheinPorts GmbH and duisport, is expanding the successful RheinPorts Information System, a platform for traffic capacity management along the Inland Ports in Europe. This platform is the first application in ???



Energy in Switzerland is transitioning towards sustainability, targeting net zero emissions by 2050 and a 50% reduction in greenhouse gas emissions by 2030. [1] [2]Switzerland's energy relies mainly on hydroelectric, nuclear, and natural gas, as well as imported petroleum for cars since Switzerland produces no fossil fuels.Launched in 2011, the 2050 Energy Strategy aims to shift ???

SWITZERLAND ENERGY PORT



PORT OF SWITZERLAND. Schweizerische Rheinhofen.
Hochbergerstrasse 160 Postfach CH-4019 Basel Schweiz. E-Mail:
info@portof Tel.: +41 61 639 95 95. HAFENSERVICE. Schifffahrtsservice
News Schifffahrt Notfalldienst Lotsendienst Schlepp- und
Schubboot-dienstleistungen



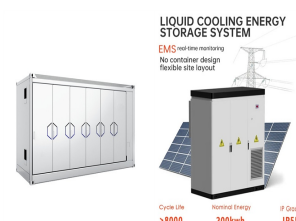
Switzerland has the lowest carbon intensity among IEA countries, owing to a carbon free electricity sector dominated by nuclear and hydro generation. However, following the 2017 decision of the Swiss people to phase out nuclear power, Switzerland's energy



The sectoral breakdown of a country's energy demand, which is based on its economy, geography and history, can greatly impact its energy needs and which energy sources it relies on to meet those needs ??? such as fueling automobiles, ???

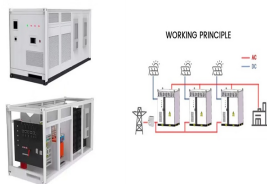


Port Harcourt 12 Circular Road, Presidential Estate . Senegal. Tab Item
Content. Singapore. Sahara Energy Int'l Pte Ltd Switzerland > 13-15
Cours de Rive 1201 Geneva, Switzerland > +41 22 786 6131 . Sahara
Tanzania Ltd. > Plot 35/36 Vijibweni Industrial area, Kigamboni Tanzania.



The maturity framework builds upon a port's energy strategy (Level 1), points at the need for proactive actions, taking into account its own operations (Level 2), the provision of sustainable energy to visitors of the port (Level 3), and the port's role as part of the transport ecosystem???which includes to a certain extent, the global energy system (Level 4).

SWITZERLAND ENERGY PORT



Energy Balance: total and per energy. Switzerland Energy Prices: In addition to the analysis provided on the report we also provided a data set which includes historical details on the Switzerland energy prices for the follow items: price of ???



PORT OF SWITZERLAND. Schweizerische Rhein?fen.
Hochbergerstrasse 160 Postfach CH-4019 Basel Schweiz. E-Mail: info@portof Tel.: +41 61 639 95 95. HAFENSERVICE. Schifffahrtsservice News Schifffahrt Notfalldienst Lotsendienst Schlepp- und Schubboot-dienstleistungen



Clear port energy policy, management objectives and goals: According to the interviewees, the development of a clear port energy policy that sets specific energy management objectives and goals plays a significant role ???



The basis for this is the article on energy incorporated into the Federal Constitution in 1990, the Energy Act passed in 1998, and broadened energy-specific legislative provisions. The Fukushima nuclear disaster in 2011 prompted Switzerland to pursue an energy transition. The country is doing so through its Energy Strategy 2050.



1 rue de Jargonnant, 1207, Geneva, Switzerland +41 22 592 3700 . Puma Energy Africa. 15 Alice Lane, Sandton, Johannesburg, 2196 South Africa +27 (0)11 750 6800 Puma Energy's confidential "Speak-Up!" helpline is available 24/7 in all ???



Projektleiterin Green Port bei Port of Switzerland ? Berufserfahrung: Schweizerische Rhein?fen - Port of Switzerland ? Ausbildung: Universit?t Basel ? Standort: Binningen ? 376 Kontakte auf LinkedIn. Sehen Sie sich das Profil von Martina Lia Heer auf LinkedIn, einer professionellen

SWITZERLAND ENERGY PORT

Community mit mehr als 1 Milliarde Mitgliedern, an.

SWITZERLAND ENERGY PORT



Energy Optimized Port Cluster 2030 is a 10-year program with the main goal of the G?vle port cluster meeting the CO2 reduction and energy efficiency requirements at both national and county levels, which are in line with the Paris Agreement (the 1.5 degree objective).



How we secure Switzerland's freedom, independence, prosperity and energy supply through local, decentrally arranged renewable energy assets owned by local people and municipalities. The challenge Our generation must successfully make the transition to renewable energy in order to lay the foundation for a high quality of life and to secure our prosperity for ourselves and the ???



Swissterminal AG has begun to operate its terminal sites in Switzerland with 100% renewable electricity in a framework to achieve net-zero emissions from its entire operations. In particular, the logistics company has ???

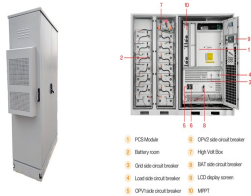


At EPFL Valais, Energypolis alone is home to 29 laboratories offering a complete value chain ??? from fundamental research to bringing innovative solutions to market, combining research and business. The Industrial Process and Energy Systems Engineering (IPESE) lab, headed by Professor Fran?ois Marechal, specialises in optimising energy systems ???



Switzerland Total Energy Consumption. Total energy consumption per capita is 2.6 toe (12.5% lower than the European average in 2022), including 6 540 kWh/cap (18% higher than the European average) (2022). Total consumption remained stable in 2022 at slightly below 23 Mtoe, following a 3.5%/year decrease over 2019-2021. Previously, it had been

SWITZERLAND ENERGY PORT



In Switzerland, renewable energy is predominantly used to produce electricity (80%). While the share of solar power in Switzerland's total production mix is still low, it has increased in absolute terms more than any of the other "new" renewables. This trend is continuing as regards both private consumer and industrial use.



ENERGY PROFILE Total Energy Supply (TES) 2016 2021

Non-renewable (TJ) 769 001 712 819 Renewable (TJ) 216 551 219 133

Energy self-sufficiency (%) 47 49 Switzerland COUNTRY INDICATORS

AND SDGS TOTAL ENERGY SUPPLY (TES) Total energy supply in 2021

Renewable energy supply in 2021 35% 14% 23% 5% 24% Oil Gas



The actual cargo handling, including loading and unloading of vessels, is carried out by our selected operators. In addition to this, we exercise strategic oversight and control to ensure optimal results for our partners and the Port of Gothenburg as a whole. On our website, you will find everything you need to know about the port.



VARO Energy is committed to accelerating the energy transition with a blend of conventional and sustainable energy solutions. Learn about their innovative approach, reliable energy supply, and sustainable practices that meet diverse energy needs across Europe.



Together we are accelerating the energy transition, even in the hardest-to-abate sectors. We are working with the Port of Rotterdam to help decarbonise maritime transport and inland shipping in Europe's largest port. Since 2018, the Port of Rotterdam has used VARO's HVO100 (100% Hydrotreated Vegetable Oil) for its service fleet.



View Switzerland's Switzerland Energy Imports: excl Nuclear Fuels: Crude Oil and Petroleum Products from 1970 to 2017 in the chart: max 1y 5y 10y. Apply. max 1y 5y 10y. Apply Switzerland Energy Imports: excl Nuclear Fuels: Electricity. 1970 - ???