

TRENDS IN WIND POWER GENERATION




In 2022, wind power contributed 26.8% of the UK's electricity generation. A new record was set on January 10, 2023, when wind power generation reached 21.620 GW for the first time. The share of wind power in Britain's electricity mix increased from 21.8% in a?



The behavior of climate elements can affect the generation of wind electricity. Small changes in wind speed can lead to high generation variability at wind power plants. In addition, the utilization of different temporal intervals within databases can yield different results due to climate dynamics. Consequently, using average values for a data series can lead to a?



This figure shows that the most severe wind droughts in many places occurred before wind power generation started to penetrate power systems. a?| Global trends in wind power density, weather



In its latest release, the Global Wind Energy Council (GWEC) presents an encouraging snapshot of a robust growth and a promising future of wind energy, despite global challenges. The Global Wind Report 2024 a?



The trends show that wind turbines of the future are likely to be vertical and synchronous with the height of the turbine greater than 194m and rotor diameter greater than 164m, and that the power

TRENDS IN WIND POWER GENERATION



Integrating renewable energy sources into power systems is crucial for achieving global decarbonization goals, with wind energy experiencing the most growth due to technological advances and cost reductions. However, large-scale wind farm integration presents challenges in balancing power generation and demand, mainly due to wind variability and the a?|




The recent recognition of VAWT's has emanated from the development of interest in formulating a comparative study between the two [4], [5], [6].For analyzing the current condition of wind power, majorly concentrating on HAWT's refer to [7], [8].For analysis of wind turbine technologies with a focus on HAWT's [9].An assessment of the progressive growth of VAWT's a?|



The trends in wind power generation and the fluctuations in wind speed at hub height in wind farm site 1 for the year 2019 are respectively shown in Figure 7. These trends indicate that the power series is influenced by various environmental factors, displaying non-stationarity and high volatility, while the wind speed is higher in the summer and lower in the a?|



Wind power has become the UK's leading power source, producing more electricity than gas and imports. In the first quarter of 2023, wind power contributed to a third of the country's electricity. This growth results a?|



With the advancements in wind energy conversion technologies, the global wind power market has virtually quadrupled in size over the past decade and wind energy is proved to be one of the most cost-effective and robust power sources across the world (Desalegn et al., 2023).Yet, as the green energy technologies with remarkable de-carbonization potential per a?|

TRENDS IN WIND POWER GENERATION



Wind power is an essential source of electricity and accounts for about 8% of domestic energy in the US [1]. Modern wind turbines typically last for 20-25 years of operation. Depending on environmental conditions, the size of the turbine, and the wind speeds, a turbine can produce up to 6 million kWh in a year [2].



By this research, the results are shown as the following: (1) the North region has great wind energy with 2500a??3000 giga watt (GW) and the offshore wind energy in the Southeast is abundant; (2) the Inner Mongolia base located in North China makes a great contribution to wind power as well as having great potential for wind power development with the potential of a?|



The Wind Energy Technologies Office (WETO) works with industry partners to increase the performance and reliability of next-generation wind technologies while lowering the cost of wind energy. The office's research efforts have a?|



In 2025, renewables surpass coal to become the largest source of electricity generation. Wind and solar PV each surpass nuclear electricity generation in 2025 and 2026 respectively. In 2028, renewable energy sources account for over 42% of global electricity generation, with the share of wind and solar PV doubling to 25%.



Explore the latest trends in wind energy for 2023, including offshore expansion, sustainability initiatives, and the need for reliable logistics partners. global wind power generation increased by approximately 273 terawatt hours (TWh) in 2021, marking a 17% growth rate, surpassing other power generation technologies.

TRENDS IN WIND POWER GENERATION




However, we also see wind and solar power both growing rapidly. Click to open interactive version. Click to open interactive version. Renewables in the electricity mix This includes both onshore and offshore wind farms. Wind generation at scale a?? compared to hydropower, for example a?? is a relatively modern renewable energy source but is



Wind droughts, or prolonged periods of low wind speeds, pose challenges for electricity systems largely reliant on wind generation. Using weather reanalysis data, we analyzed the global



Wind power generation has increased rapidly in China over the last decade. In this paper the authors present an extensive survey on the status and development of wind power generation in China. The wind resource distributions in China are presented and assessed, and the 10 GW-scale wind power generation bases are introduced in details. The



3 Global wind energy systems" market. Global wind energy systems" market in comparison with other renewable energy sources can be seen in Figure 4 []. It is clear from Figure 4 that, a continuous steep cost reduction curve. Solar and wind power generation costs are significantly lower than nuclear, gas and coal plants. 2018 showed a considerable increasing a?|



The report highlights increasing momentum on the growth of wind energy worldwide: Total installations of 117GW in 2023 represents a 50% year-on-year increase from 2022; 2023 was a year of continued global growth a?? 54 a?|



The Special Issue "Recent Development and Future Perspective of Wind Power Generation" comprises articles that consider some of these shortcomings. D. Wind turbine technology trends. Appl. Sci. 2022, 12, 8653. [Google Scholar] Jung, C.; Schindler, D. Reasons for the Recent

TRENDS IN WIND POWER GENERATION

Onshore Wind Capacity Factor Increase. Energies 2023, 16, 5390

TRENDS IN WIND POWER GENERATION



A typical wind turbine is a complex piece of equipment that integrates thousands of devices and components to generate energy from the wind. From the late 1990s to the present, average turbine generation capacity has expanded considerably to supply the global demand for clean energy, with offshore-commissioned turbines expected to reach around 15 MW of a?|



We rely on Ember as the primary source of electricity data. While the Energy Institute (EI) provides primary energy (not just electricity) consumption data and it provides a longer time-series (dating back to 1965) than Ember (which only dates back to 1990), EI does not provide data for all countries or for all sources of electricity (for example, only Ember provides a?|



Methods for forecasting wind energy production can be classified in various ways. It is possible to classify them based on the time frame of the forecasts, the structure of the forecasting model, the predicted physical value, and the input-output data used (Tawn and Browell, 2022, Meka et al., 2021a).The most commonly used approach in the literature is to categorize forecasting a?|



U.S. wind energy continued to grow in 2021, providing low-cost clean energy to millions of Americans. Three market reports released by the U.S. Department of Energy detail trends in wind development, technology, cost, and performance a?|



Brazos Wind Farm in Texas. Mendota Hills Wind Farm in northern Illinois. Wind power is a branch of the energy industry that has expanded quickly in the United States over the last several years. [1] In 2023, 421.1 terawatt-hours were generated by wind power, or 10.07% of electricity in the United States. [2] The average wind turbine generates enough electricity in 46 minutes to a?|

TRENDS IN WIND POWER GENERATION



Abstract Due to the commissioning of floating wind units, the latest technological developments, significant growth, and improvements in turbines, developments in offshore wind power capacity are estimated to increase faster than in the last two decades. The total installed offshore wind power capacity, which is currently 35 GW, is predicted to be approximately 382 a?|



Europe installed 18.3 GW of new wind power capacity in 2023. The EU-27 installed 16.2 GW of this, a record amount but only half of what it should be building to meet its 2030 climate and energy targets. 79% of the a?|



In order to better understand development status of wind power generation in various countries in the world and provide a reference for future research, first introduced the current development status of wind power, including the newly added offshore wind power, cumulative installed capacity, and onshore wind power newly added and cumulative Installed capacity; then a?|



The increase rate of renewable electricity generation for the years 2019a??2020 and 2020a??2021 based on TWh values and year-on-year growth is shown in Fig. 1a. The high efficiency and the relatively low cost of wind power generation are the reasons of why wind energy is the largest compared to other renewable energy resources .



In recent years, due to the global energy crisis, increasingly more countries have recognized the importance of developing clean energy. Offshore wind energy, as a basic form of clean energy, has become one of the current research priorities. In the future, offshore wind farms will be developed in deep and distant sea areas. In these areas, there is a new trend of a?|