

# WIND FARM DESIGN SPECIFICATIONS



Many years ago, I had the opportunity to switch from the sector I was working in (infrastructure design) to renewables. The useful life of wind farms continues to increase. When I started working on the first wind projects in the 2000s, the "standard" useful life was 20 years. Now it is not uncommon to see projects with a useful life of



In the UK, the SPV manages the design of the wind farm and secures consent for the wind farm and transmission assets. An early formal step in the consenting process is the production of a scoping report, (COWRIE) provides guidance relating to standardised survey methods and vessel specifications. Vessels should provide a stable viewing



The initial design of a wind farm can have profound implications for its future profitability. Based on onshore wind farms, though also relevant for offshore, this extract from a new EWEA book reveals some of the key a?|



DEVELOPMENT SPECIFICATION AND LAYOUT PLAN Rev.: B1 Page 5 of 22 ACROYNMS AND ABBREVIATIONS ALARP As Low As Reasonably Practical CaP Cable Plan DS Design Statement DSLP Development Specification and Layout Plan HDD Horizontally Directional Drill KOWL Kincardine Offshore Wind Farm Limited LMP Lighting and Marking Plan m Metre



Seeking for an appropriate design of wind farm (WF) layout constitutes a complex task in a wind energy project. An optimization approach is seriously needed to deal with this complexity, especially with current trend of large WFs area with important number of wind turbines (WTs). The present paper investigates optimization study of realistic offshore WF a?|

# WIND FARM DESIGN SPECIFICATIONS



This Offshore Wind Farm Development Specification and Layout Plan (OWF DSLP) is submitted by Seagreen Wind Energy Limited (SWEL) on behalf of Seagreen Alpha Wind Energy Limited (SAWEL) (hereinafter referred to as Seagreen) to address the specific requirements of Condition 12 of the Section

## Commercial and Industrial ESS

- Budget-friendly Solution
- Renewable Energy Integration
- Minimal Output for Flexible Expansion



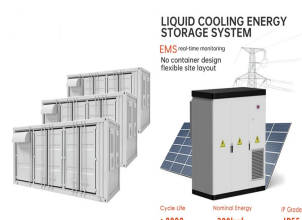
the wind farm have the same data specifications:  $Z = 60 \text{ m}$ ;  $Z_o = 0.3 \text{ m}$ ;  $D$   
Wind farm design deals with the optimal placement of turbines in a wind farm to maximizes the expected power output

## LIQUID COOLING ENERGY STORAGE SYSTEM

- EMS real-time monitoring
- No container design
- Flexible site layout



In 2001, The Crown Estate announced the first UK offshore wind leasing round and since has run two further leasing rounds in 2003 and 2008. To the end of 2018, thirty-nine offshore wind farms had been built by the sector, with ambition to grow the offshore wind farm operating capacity from 6.9GW at the end of 2017, to 30GW in the 2030s.



Wind farm design typically analyses the efficiency of a full wind farm by using variables such as number of turbines and weather conditions [72]. The state-of-the-art in wind turbine development is manifested in high-pace competition between large, multinational manufacturers and represents edge technology refinements in mechanical and



As an ISO 9001 company, quality is central to all development, design and manufacturing procedures and is embedded into every aspect of the Latchways business process. Development: A dedicated design and specification team use the latest CAD/CAM and "Pro-engineer" software to simplify the modelling and testing of alternative design and loading



Aberdeen Offshore Wind Farm Limited Design Statement (Draft)  
Confidentiality class: None (C1) 3 (14) 1. Introduction On the 26 March 2013 Aberdeen Offshore Wind Farm Limited (the Company) was granted consent under Section 36 of the Electricity Act 1989 by the Scottish

# WIND FARM DESIGN SPECIFICATIONS


---

Ministers to construct and operate the European Offshore Wind

# WIND FARM DESIGN SPECIFICATIONS



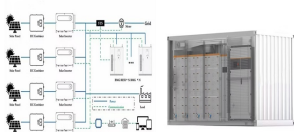
Depending on your needs, PARK can calculate a time-varying energy production or a wind-statistic based energy production. The many high-quality datasets delivered with windPRO makes it easy to find a long-term reference. Repowering Wind Farms and Expansions. Quantify the impact existing wind farms will have on a new wind farm and vice versa.



Offshore Wind Farm Outline Cable Specification and Installation Plan  
Date: February 2020. Outline Cable Specification and Installation Plan  
February 2020 i Response to the Secretary of State's Consultation  
Appendix 6: Outline Cable Specification and Installation Plan contractor  
appointment and detailed design. Consultation would be



Section 3 details the wind farm layout, key constraints and key design parameters associated with the wind farm and inter-array cables. Section 4 details the export cable and interconnector cable arrangements, key constraints and key design parameters associated with the OfTW infrastructure including the export cables and OSPs.



wind farms. The engineering design through to installation challenges faced by the relatively new OWT industry are exacerbated by the shortcomings of the structural design techniques and practices adopted from the oil and gas industry and in accordance with design codes and standards. This paper presents a concise structural review



Construction companies and contractors working on wind farm sites  
Consultants and advisers supporting the wind farm industry Planning  
officers working on wind farm applications Statutory consultees such as  
SNH, SEPA, Marine Scotland Science a?? Freshwater Laboratory  
(MSS-FL) and others with an interest in wind farm

# WIND FARM DESIGN SPECIFICATIONS



Wind Turbines a?? Components and Design Basics [Hau 2005] Due to the nature of wind the loads are high variable ! a?c mean wind, gravity loads (steady) a?c turbulence, earthquake (stochastic) a?c a?|



Selection, Design and Construction of Offshore Wind Turbine Foundations  
Sanjeev Malhotra, PE, GE Parsons Brinckerhoff, Inc. United States of America 1. Introduction In the past twenty five years, European nations have led the way in the development of offshore wind farms. However, development in offshore wind energy is picking speed in



\*5.0 m/s (18 km/h) average wind speed, Rayleigh Distribution, Sea Level elevation Turbine Synergy - Solar - Biomass - Diesel Generator - Hydroelectric - Geothermal Rated Wind Speed 11 m/s (39 km/h) Start-up Wind Speed 2.8 m/s (11 km/h) Braking Wind Speed 22 m/s (80 km/h) Furling Method EM Brake RPM at Rated Power 350 RPM Survival Wind a?|



The subsea cables of future offshore wind farms have to achieve two main technology advancements: 1. Higher voltages of inter-array and export cables 2. Design optimization of dynamic inter-array and export cables for floating offshore wind Risk mitigation in the design, manufacture and installation of subsea cables needs to be well-



Appendix C - Some wind turbine specifications. Pages. 269-294. View chapter. Select Appendix D - Sample wind farms. Book chapter Full text access. Appendix D - Sample wind farms. Pages. 295-300. Volume Four provides readers with effective wind farm design and layout guidance through algorithm optimization, going beyond other references and

# WIND FARM DESIGN SPECIFICATIONS



Tao Zhou waits to reconsider the road alignment design specifications and the influence of road transportation safety on route selection. Zhang, J. Research on the Application of UAV LiDAR in Road Survey and Design of Wind Farm. Wind. Energy 2019, 03, 66a??71.(In Chinese)



This standard regulates the various structural components of an offshore wind farm that differ in terms of design. In particular, these include a?c Turbine, consisting of nacelle and rotor blades The specification to comply with the state of the art or, a?|



Offshore Wind Functional Specifications March 2021 . 2 Table of Contents  
This allows the wind farm developer to optimise the design of these assets for their intended use, environmental conditions as well as operational and maintenance strategy over the project lifetime. In contrast, the EirGrid functional specifications



Offshore Wind Farm Development Specification and Layout Plan May 2020 Seagreen Offshore Wind Farm } u u v Z ( v > & i i i i i o r ^ d r K & r W > E r i i i d Z A W i i W P i } ( d o K ( ( Z } t ] v & u A o } u v ^ [ ( ] ] } v



The wind farm will make a positive contribution to the environment by producing clean energy and therefore also reducing the production of greenhouse gases from fossil fuel fired power stations. Reliable The wind farm will supply clean electricity into the grid in accordance with the relevant industry standards. Attributes of a Best Practice



Project name: Nation Rise Wind Farm DNV GL - Energy Advisory  
Americas 4100 Rue Molson, Suite 100, Montreal, QC, H1Y 3N1 CANADA  
Tel: 514 272-2175 Enterprise No.: 860480037 Report title: Specifications Report, Wind Facility Customer: Nation Rise Wind Farm Limited

# WIND FARM DESIGN SPECIFICATIONS

---

Partnership 110 Spadina Ave, Suite 609 Toronto, ON M5V 2K4