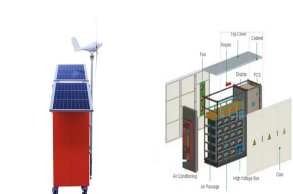



# WIND POWER PROJECT POWER GENERATION FORECAST REPORT



This study introduces a novel hybrid forecasting model for wind power generation. It integrates Artificial Neural Networks, data clustering, and Particle Swarm Optimization algorithms. The methodology employs a systematic framework: initial clustering of weather data via the k-means algorithm, followed by Pearson's analysis to pinpoint pivotal ???



The U.S. Department of Energy's annual offshore, land-based, and distributed wind market reports, released in August 2024, show that the passage of the Inflation Reduction Act (IRA) led to significant increases in near-term wind deployment forecasts and has motivated billions of dollars of investment in the domestic supply wind chain, demonstrating the wind energy sector's ???



India Wind Power Market Analysis by Size, Installed Capacity, Power Generation, Regulations, Key Players and Forecast to 2035. Powered by . All the vital news, analysis, and commentary curated by our industry experts.



Download full report. Select format. PDF; IRENA (2024), Renewable power generation costs in 2023, International Renewable Energy Agency, Abu Dhabi. utility-scale solar PV projects showed the most significant decrease (by 12%). ???




The U.S. Department of Energy's 2023 offshore, land-based, and distributed wind market reports show that wind power continues to be one of the fastest growing and lowest-cost sources of electricity in America and is poised for rapid growth, thanks in part to the Inflation Reduction Act.. Click on each report cover to learn more.

# WIND POWER PROJECT POWER GENERATION FORECAST REPORT



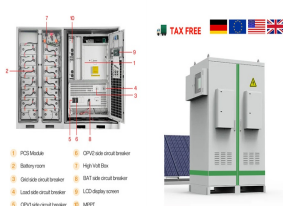
UK Generation Forecast for the current day. Updated daily; Hour: Solar (MW) Wind Onshore (MW) Wind Offshore (MW) Total Generation Requirement (MW) Percentage from Renewables {{row.hour}} {{row.solar}} {{row.onshoreWind}} {{row.offshoreWind}} {{row.totalRequired}} ???



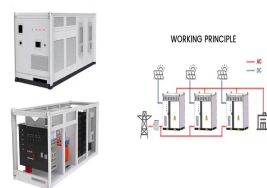
Offshore wind power report Hydrogen economy project Extent of the main grid History and expansion of the main grid Wind power generation forecasts are based on wind forecasts and wind turbine locations, size and capacity. The day ahead forecast is published every day at 12 EET and is not updated after publication.



In 2025, renewables surpass coal to become the largest source of electricity generation. Wind and solar PV each surpass nuclear electricity generation in 2025 and 2026 respectively. In 2028, renewable energy sources account for over 42% of global electricity generation, with the share of wind and solar PV doubling to 25%.



Solar PV and wind additions are forecast to more than double by 2028 compared with 2022, continuously breaking records over the forecast period to reach almost 710 GW. and removing certain permitting requirements for small renewable power projects or increasing the minimum capacity requirement for environmental impact assessments without



WASHINGTON, D.C. ??? The U.S. Department of Energy (DOE) today released three annual reports showing that wind power continues to be one of the fastest growing and lowest cost sources of electricity in America and is poised for rapid growth. According to the new reports, wind power accounted for 22% of new electricity capacity installed in the United ???

# WIND POWER PROJECT POWER GENERATION FORECAST REPORT



Table 1.1 Classes of wind power and wind power density

Wind Power Class	Wind Power Density (W/m <sup>2</sup> )	Wind Speed m/s (mph)	Wind Power Density (W/m <sup>2</sup> )	Wind Speed (m/s)
1	<4.4 (9.8)	<100	<5.6 (12.5)	<11.5
2	4.4 (9.8) / 5.1 (11.5)	100-150	5.6 (12.5) / 6.4 (14.3)	11.5-14.3



Wind Power Market Report Overview. The cumulative installed capacity of the wind power market was 1,024 gigawatts (GW) in 2023. The wind power market research report provides a clear overview and detailed insight into the market. The report offers historical and forecast data and analysis of wind power capacity and generation.



Wind turbines continued to grow in size and power, with the average nameplate capacity of newly installed wind turbines at 3 MW up 9% from 2020 and 319% since 1998-1999. The combined health, climate, and grid-system benefits of wind are more than 3 times



According to GlobalData, wind power accounted for 13% of Brazil's total installed power generation capacity and 14% of total power generation in 2023. GlobalData uses proprietary data and analytics to provide a complete picture of this market in its Brazil Wind power Analysis: Market Outlook to 2035 report. Buy the report here.




PDF | On Jan 13, 2022, Abdiwahab mohamed Ismail and others published Project Report On Theoretical Study of Wind Turbine & Prospect of Wind Turbine in Bangladesh A Project Report submitted to the

# WIND POWER PROJECT POWER GENERATION FORECAST REPORT




Accurate forecast results of medium and long-term wind power quantity can provide an important basis for power distribution plans, energy storage allocation plans and medium and long-term power generation plans after wind power integration. However, there are still some problems such as low forecast accuracy and a low degree of integration for wind ???



In our latest Short-Term Energy Outlook, we forecast that wind and solar energy will lead growth in U.S. power generation for the next two years. As a result of new solar projects coming on line this year, we forecast ???



This report is posted every hour and includes System-wide and Regional actual hourly averaged wind power production, STWPF, WGRPP and COP HSLs for On-Line WGRs for a rolling historical 48-hour period as well as the System-wide and Regional STWPF, WGRPP and COP HSLs for On-Line WGRs for the rolling future 168-hour period.



Solar PV and wind additions are forecast to more than double by 2028 compared with 2022, continuously breaking records over the forecast period to reach almost 710 GW. Aligning with the wind power generation level of about 7 400 TWh ???

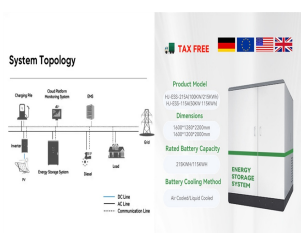


Actual and short term forecast total system wind power generation on the 10th January 2011 on the Republic of Ireland System (data provided by Eirgrid). Some wind power forecasting & prediction

# WIND POWER PROJECT POWER GENERATION FORECAST REPORT



Wind Power Market size is forecast to reach \$3.07 Billion by 2030, after growing at a CAGR of 10.6% during 2024-2030. This growth is driven as floating offshore wind farms are gaining momentum as a key market trend in the wind power industry, particularly in regions with deep waters unsuitable for fixed-bottom foundations.



The forecast sees the rate of global wind capacity expansion doubling between 2024 and 2030 compared with 2017-23. Hydropower capacity growth remains stable, driven by China, India, the ASEAN region and Africa. Increasing wind and solar PV generation is leading to higher curtailment, the wind turbine manufacturing sector needs more



The report highlights increasing momentum on the growth of wind energy worldwide: Total installations of 117GW in 2023 represents a 50% year-on-year increase from 2022; 2023 was a year of continued global growth ??? 54 ???



Monthly wind & solar power forecast vs. actual comparison report. This report illustrates how the six-day (144 hour) ahead wind & solar power forecast supplied by Weather & Energy Prognoses correlates with actual wind & solar production.



types of wind turbine generators, data collection needed for model validation, power flow wind power plant equivalencing, model validation, and modeling guidelines developed for WECC. The interim reports are included as appendices of this final report.

# WIND POWER PROJECT POWER GENERATION FORECAST REPORT



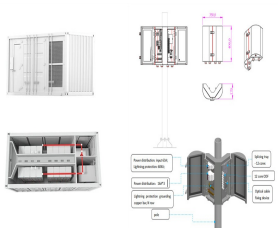
The outcome will be clean power generation increased. The outputs of the investment project are: (i) Wind power generation increased. This output consists of three subcomponents: (i) 100 MW wind farm constructed in Mannar Island in the Northern Province; (ii) wind park infrastructure developed that involves construction of the wind park's



The ANEMOS project has a total of 23 institutions from 7 countries, including Ireland, France, and Spain, participating in the research and development that can predict the wind power of large-scale offshore and land wind farms. Huang, X.; Jiang, A. Wind Power Generation Forecast Based on Multi-Step Informer Network. Energies 2022, 15, 6642



Incorporating Wind Generation and Load Forecast Uncertainties into Power Grid Operations . INTERMEDIATE REPORT. YV Makarov RT Guttromson . Z Huang K Subbarao . J Ma . September 2009 . PNNL-19083. Wind Energy Management System Integration Project . Incorporating Wind Generation and Load Forecast Uncertainties into Power Grid Operations.



With development of more efficient solar power technologies, this type of renewable energy supply becomes a viable option, economically and environmentally, for development of energy-demanding industries, such as crypto-currency mining (Nikzad and Mehregan, 2022) and field irrigation (Nikzad et al., 2019). Tesla is building a solar farm of ???